

Houston Area HIV Services Ryan White Planning Council
Office of Support
2223 West Loop South, Suite 240, Houston, Texas 77027
832 927-7926 telephone; 713 572-3740 fax
<http://rwpchouston.org>

MEMORANDUM

To: Members, Houston Ryan White Planning Council

Copy: Heather Keizman, Ryan White Grant Administration
Mauricia Chatman, Ryan White Grant Administration
Yvette Garvin, The Resource Group
Sha'Terra Johnson, The Resource Group
Diane Beck, Ryan White Office of Support

Email Copy Only:

Lt. Commander Lawrence Momodu, HRSA
Commander Luz Rivera, PACE
Lt. Commander Rodrigo Chavez, PACE
Ann Robison, the Montrose Center
Marlene McNeese, Houston Health Department
Charles Henley, Consultant

From: Tori Williams, Director, Ryan White Office of Support

Date: Tuesday, November 1, 2022

Re: Meeting Announcement

PLEASE NOTE: The Project LEAP students will be presenting the results of their special projects at the November 10th meeting so please attend in person if possible. And, you will be recognizing your 2022 Affiliate members at the same meeting. So, please remember that the Council will be using the hybrid format at least until the end of December so you can participate by phone or in person. **But, we need 11 people to meet at the church in order to make quorum.** And, this number also determines the size of the room we rent. Hence, it is imperative that you contact Rod to RSVP, even if you cannot attend:

Ryan White Planning Council Meeting

12 noon, Thursday, November 10, 2022

Meeting Location: Online or via phone

Click on the following link to join the Zoom meeting:

<https://us02web.zoom.us/j/995831210?pwd=UnlNdExMVFFqeVgzQ0NJNkpieXlGQT09>

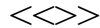
Meeting ID: 995 831 210 Passcode: 577264

Or, use the following telephone number: 346 248-7799

In Person: St. Philip Presbyterian Church, 4807 San Felipe St, Houston, Texas 77056

Please RSVP to Rod at 832 927-7926 or by responding to her email reminders. Thank you.

HOUSTON AREA HIV SERVICES RYAN WHITE PLANNING COUNCIL



We envision an educated community where the needs of all persons living with and/or affected by HIV are met by accessible, effective, and culturally sensitive health and psychosocial services that are part of a fully coordinated system.

The community will continue to intervene responsibly until the end of the epidemic.

The Houston Eligible Metropolitan Area (EMA) Ryan White Planning Council will improve the quality of life and advocate for those living with and/or affected by HIV by taking a leadership role in the planning and assessment of HIV resources.

AGENDA

12 noon, Thursday, November 10, 2022

Meeting Location (quorum requires 11 members to meet in person):

**St. Philip Presbyterian Church – Fellowship Hall
4807 San Felipe, Houston, Texas 77056**

Online or via phone (remaining members can meet virtually)

Click on the following link to join the Zoom meeting:

<https://us02web.zoom.us/j/995831210?pwd=UnlNdExMVFFqeVgzQ0NJNkpieXlGQT09>

Meeting ID: 995 831 210

Passcode: 577264

Or, use the following telephone number: 346 248-7799

- | | | |
|----|---|--|
| I. | <p>Call to Order</p> <p>A. Welcome and Moment of Reflection</p> <p>B. Adoption of the Agenda</p> <p>C. Approval of the Minutes</p> <p>D. Appreciation to our 2022 Affiliate Committee Members</p> <p>E. Special Project Presentations</p> | <p>Crystal R. Starr, Chair
Ryan White Planning Council</p>

<p>The Students of
2022 Project L.E.A.P.</p> |
|----|---|--|

- II. Public Comments and Announcements
- (NOTE: If you wish to speak during the Public Comment portion of the meeting, please sign up on the clipboard at the front of the room. No one is required to give his or her name or HIV status. All meetings are audio taped by the Office of Support for use in creating the meeting minutes. The audiotape and the minutes are public record. If you state your name or HIV status it will be on public record. If you would like your health status known, but do not wish to state your name, you can simply say: "I am a person living with HIV", before stating your opinion. If you represent an organization, please state that you are representing an agency and give the name of the organization. If you work for an organization, but are representing yourself, please state that you are attending as an individual and not as an agency representative. Individuals can also submit written comments to the Council Secretary who would be happy to read the comments on behalf of the individual at this point in the meeting. The Chair of the Council has the authority to limit public comment to 1 minute per person. All information from the public must be provided in this portion of the meeting. Council members please remember that this is a time to hear from the community. It is not a time for dialogue. Council members and staff are asked to refrain from asking questions of the person giving public comment.)

III. Reports from Committees

A. Affected Community Committee

Item: 2023 Standards of Care

Recommended Action: FYI: Mauricia Chatman from RWGA and Reachelian Ellison from The Resource Group walked committee members through the FY 2022 services and asked for input on standards of care for each service category. The presentations were excellent and discussion was informative productive.

Tony Crawford and
Rodney Mills, Co-Chairs

B. Comprehensive HIV Planning Committee

Item: 2022 Integrated HIV Prevention and Care Services Plan

Recommended Action: **Motion** Regarding the 2022 Integrated HIV Prevention and Care Plan, approve additional goals as described in the attached power point presentation.

Steven Vargas and
Josh Mica, Co-Chairs

C. Quality Improvement Committee

The Committee didn't meet so that members could attend one of the two Standards of Care meetings since the Committee will be voting on the items in late November.

Denis Kelly and
Daphne Jones, Co-Chairs

D. Priorities and Allocations Committee

Item: Reports from the Administrative Agent – Part A/MAI*

Recommended Action: FYI: See the attached reports from the Part A/MAI Administrative Agent:

Peta Gay-Ledbetter and
Bobby Cruz, Co-Chairs

Item: Reports from the Administrative Agent – Part B/SS**

Recommended Action: FYI: See the attached reports from the Part B/State Services Administrative Agent:

Item: FY 2021 Ryan White Part A Funding Increases

Recommended Action: **Motion:** Per the attached chart, fund each of the attached allocation increase requests for Ryan White Part A funds as follows: fully fund the requests of psychiatric services (Ctl 1 and 3), service linkage (Ctl 1), outreach (Ctl 1), nutritional assessments (Ctl 3), and Disbursements (Ctl 2), and equally divide the remaining funds between Primary Care requests (Ctl 1 and Ctl 3) with the suggestion that the funds be used for psychiatric services.

Item: FY 2021 MAI* Funding Increases

Recommended Action: **Motion:** allocate \$273,335 in MAI* funds to reimburse the state ADAP program.

Item: FY 2022 Unspent Funds

Recommended Action: **Motion:** In the final quarter of the FY 2022 Ryan White Part A, Part B and State Services grant years, after implementing the year end Council-approved

reallocation of unspent funds and utilizing the existing 10% reallocation rule to the extent feasible, Ryan (continued on next page)

White Grant Administration (RWGA) may reallocate any remaining unspent funds as necessary to ensure the Houston EMA has less than 5% unspent Formula funds and no unspent Supplemental funds. The Resource Group (TRG) may reallocate any remaining unspent funds as necessary to ensure no funds are returned to the Texas Department of State Health Services. RWGA and TRG must inform the Council of these shifts no later than the next scheduled Ryan White Planning Council Steering Committee meeting.

Item: Ryan White Part A - FY 2022 Carryover Funds
Recommended Action: **Motion:** If there are FY 2022 Ryan White Part A carryover funds, it is the intent of the committee to recommend allocating the full amount to Outpatient/Ambulatory Primary Medical Care.

E. Operations Committee

Item: 2023 Slate of Nominees for 2023 Council Officers

Recommended Action: **Motion:** Approve the slate of nominees for Officers for the 2023 Planning Council. Additional nominations can be submitted during the election, which will take place at the December Council meeting.

Ronnie Galley and
Matilda Padilla, Co-Chairs

Item: 2023 Important Meeting Dates

Recommended Action: Please note the following important meetings in 2023 (these are REVISED dates):

Mentor Luncheon – Thurs. Jan. 19

2023 All-day Council Orientation – Thurs. Jan. 26

IV. Report from the Office of Support

Tori Williams, Director
Ryan White Office of Support

V. Report from Ryan White Grant Administration

Heather Keizman
Interim Manager, RWGA

VI. Report from The Resource Group

Sha'Terra Johnson,
Health Planner
The Resource Group

VII. Medical Updates

Shital Patel, MD
Baylor College of Medicine

VIII. New Business (**During Virtual Meetings, Reports Will Be Limited to Written Reports Only**)

- | | |
|---|-------------------|
| A. AIDS Educational Training Centers (AETC) | Shital Patel |
| B. Ryan White Part C Urban and Part D | Dawn Jenkins |
| C. HOPWA | Kimberley Collins |
| D. Community Prevention Group (CPG) | Matilda Padilla |

- | | |
|--|------------------------|
| E. Update from Houston Public Health Task Forces: | |
| • Sexually Transmitted Infections (STI) | |
| • African American | Sha'Terra Johnson |
| • Latino | Matilda Padilla |
| • Youth | Veronica Ardoin |
| • MSM | |
| • Hepatitis C | Steven Vargas |
| • Project PATHH (Protecting our Angels Through Healing Hearts)
formerly Urban AIDS Ministry | Johnny Deal |
| F. HIV and Aging Coalition | Skeet Boyle |
| G. Texas HIV Medication Advisory Committee | Steven Vargas |
| H. Positive Women's Network | T. Pradia or D. Morgan |
| I. Texas Black Women's Initiative | Sha'Terra Johnson |
| J. Texas HIV Syndicate | Sha'Terra Johnson |
| K. END HIV Houston | Steven Vargas |
| L. Texans Living with HIV Network | Steven Vargas |

IX. Announcements

X. Adjournment

**HOUSTON AREA HIV SERVICES
RYAN WHITE PLANNING COUNCIL**



We envision an educated community where the needs of all persons living with HIV and/or affected individuals are met by accessible, effective, and culturally sensitive health and psychosocial services that are part of a fully coordinated system. The community will continue to intervene responsibly until the end of the epidemic.

The Houston Eligible Metropolitan Area (EMA) Ryan White Planning Council will improve the quality of life and advocate for those living with and/or affected by HIV by taking a leadership role in the planning and assessment of HIV resources.

MINUTES

12 noon, Thursday, October 13, 2022

Meeting Location: St. Philip Presbyterian Church 4807 San Felipe, Houston, Texas 77056
and Zoom teleconference

MEMBERS PRESENT	MEMBERS PRESENT	OTHERS PRESENT
Crystal Starr, Chair	Tana Pradia	Connie Whitworth, Janssen
Melody Barr	Paul Richards	John Huckaby, AFH
Rosalind Belcher	Pete Rodriguez	Megan Rowe, HOPWA
Titan Capri	Imran Shaikh	Temo Priest, Project LEAP
Johanna Castillo	C. Bruce Turner	
Tony Crawford		STAFF PRESENT
Robert “Bobby” Cruz		<i>Ryan White Grant Administration</i>
Johnny Deal		Heather Keizman
Dawn Jenkins	MEMBERS ABSENT	Mauricia Chatman
Daphne L. Jones	Veronica Ardoin, excused	Jason Black
Denis Kelly	Ardry “Skeet” Boyle, excused	
Cecilia Ligon	Kevin Aloysius, excused	<i>The Resource Group</i>
Tom Lindstrom	Evelio Escamilla, excused	Sha’Terra Johnson
Roxane May	Ronnie Galley, excused	
Josh Mica	Peta-gay Ledbetter, excused	<i>Office of Support</i>
Rodney Mills	Holly Renee McLean, excused	Tori Williams
Diana Morgan	Faye Robinson	Mackenzie Hudson
Matilda Padilla	Robert Sliepka, excused	Diane Beck
Shital Patel	Steven Vargas, excused	Rod Avila
Oscar Perez	Andrew Wilson	

Call to Order: Crystal Starr, Chair, called the meeting to order at 12:15 p.m.

During the opening remarks, Starr thanked everyone who attended the Community meetings for the Integrated Plan. Attendance was excellent and all ideas and comments were appreciated. She also thanked everyone who volunteered to host the Proyecto VIDA graduation. The event was well attended

and well organized. She also thanked Steven, Isis and Rod for co-facilitating Proyecto VIDA this year. It was clear at graduation that the students loved working with them.

Starr then called for a Moment of Reflection.

Adoption of the Agenda: **Motion #1:** *it was moved and seconded (Deal, Ligons) to adopt the agenda with one change, after D. 2022 Integrated HIV Prevention and Care Services Plan add of E. The Reunion Project. Motion carried.*

Approval of the Minutes: **Motion #2:** *it was moved and seconded (Deal, Mica) to approve the September 8, 2022 minutes. Motion carried.* Abstentions: Capri, Crawford, Lindstrom, May, Padilla.

The 2022 Integrated HIV Prevention and Care Plan: Williams and Hudson walked Council members through the data collected for the 2022 Integrated Plan, and resulting, Goals and Objectives. See attached power point presentation.

The Reunion Project: Williams said she received a letter asking for the Planning Council to support this event. It started in California in support of those left behind at the start of the AIDS epidemic. They currently hold town halls around the country similar to Road 2 Success. The Houston town hall will take place November 18-19 at St. John's downtown. The first day will be educational, specifically around employment and the second day will be set up by the local host committee. Pradia added that it is the first time they have come to Houston and all long term survivors are invited and encouraged to attend. **Motion #3:** *it was moved and seconded (Mica, Deal) to be a collaborative partner of The Reunion Project by allowing them to add our logo to marketing materials and promoting the event. Motion carried.* Abstention: Shaikh.

Public Comment and Announcements: None.

Reports from Committees

Comprehensive HIV Planning Committee: Josh Mica, Co-Chair, reported on the following: 2022 Integrated HIV Prevention and Care Services Plan: **Motion #4 from the Community Meetings as well as the Affected Community & Comprehensive HIV Planning Committees:** *We recommend that the Planning Council provide a letter of concurrence in favor of the 2022 Integrated HIV Prevention and Care Service Plan. Motion carried.* Abstention: Shaikh.

Operations Committee: Ronnie Galley, Co-Chair, reported on the following: The Operations Committee did not meet in September so that their members could attend the Integrated Planning meetings.

Election of 2023 Council Officers: Nominations are currently being accepted for 2023 Planning Council Officers.

2022 Proyecto VIDA: Starr said the graduation was a huge success.

Quality Improvement Committee: No report. The committee did not meet in September so that their members could attend the Integrated Planning meetings.

Priority and Allocations Committee: No report. The committee did not meet in September so that their members could attend the Integrated Planning meetings.

Report from Ryan White Office of Support: Tori Williams, Director summarized the attached report.

Report from Ryan White Grant Administration: Heather Keizman, Interim Manager, summarized the attached report.

Report from The Resource Group: Sha’Terra Johnson, Health Planner, summarized the attached report.

Medical Updates: Patel presented information about Covid and the flu. See attached.

Task Force Reports: Starr reminded Council members that, per the groups’ agreement, there would be no verbal Task Force Reports while using the virtual or hybrid format. The Office of Support is happy to receive and distribute written reports in advance of all Council meetings.

Announcements: Barr said that the HOPWA NOFO closed yesterday. New providers applied for funding which is very exciting for our community. Starr said the link to register for the Reunion Project is live. Pradia said she will send a link for Spanish; there will be interpreters at the event. Mica said that Thomas Street Health Center will host a Thanksgiving dinner on November 17th.

Adjournment: *it was moved and seconded (Ligons, Deal) to adjourn the meeting at 1:16 p.m.*

Respectfully submitted,

Victoria Williams, Director

Date _____

Draft Certified by
Council Chair: _____

Date _____


Final Approval by
Council Chair: _____

Date _____

Council Voting Records for October 13, 2022

C = Chaired the meeting ja = Just arrived lm = Left the meeting lr = Left the room VP = Via phone	Motion #1 Agenda Carried				Motion #2 Minutes Carried					Motion #1 Agenda Carried				Motion #2 Minutes Carried			
	ABSENT	YES	NO	ABSTAIN	ABSENT	YES	NO	ABSTAIN		MEMBERS	ABSENT	YES	NO	ABSTAIN	ABSENT	YES	NO
MEMBERS									MEMBERS								
Crystal Starr, Chair				C				C	Oscar Perez		X				X		
Melody Barr		X				X			Tana Pradia		X				X		
Rosalind Belcher		X				X			Paul Richards		X				X		
Titan Capri		X					X		Pete Rodriguez		X				X		
Johanna Castillo		X				X			Imran Shaikh		X				X		
Tony Crawford		X					X		C. Bruce Turner	X				X			
Robert "Bobby" Cruz		X				X											
Johnny Deal		X				X			MEMBERS ABSENT								
Dawn Jenkins		X				X			Veronica Ardoin								
Daphne L. Jones		X				X			Ardry "Skeet" Boyle								
Denis Kelly		X				X			Kevin Aloysius								
Cecilia Ligons		X				X			Evelio Escamilla								
Tom Lindstrom		X					X		Ronnie Galley								
Roxane May		X					X		Peta-gay Ledbetter								
Josh Mica		X				X			Holly Renee McLean								
Rodney Mills		X				X			Faye Robinson								
Diana Morgan		X				X			Robert Sliepka								
Matilda Padilla		X					X		Steven Vargas								
Shital Patel		X				X			Andrew Wilson								

C = Chaired the meeting ja = Just arrived lm = Left the meeting lr = Left the room VP = Via phone	Motion #3 Support the Reunion Project Carried				Motion #4 Letter of concurrence in support of the Integrated Plan Carried					Motion #3 Support the Reunion Project Carried				Motion #4 Letter of concurrence in support of the Integrated Plan Carried				
	ABSENT	YES	NO	ABSTAIN	ABSENT	YES	NO	ABSTAIN		MEMBERS	ABSENT	YES	NO	ABSTAIN	ABSENT	YES	NO	ABSTAIN
				C				C										
Crystal Starr, Chair				C				C	Oscar Perez		X				X			
Melody Barr		X				X			Tana Pradia		X				X			
Rosalind Belcher		X				X			Paul Richards		X				X			
Titan Capri		X				X			Pete Rodriguez		X				X			
Johanna Castillo		X				X			Imran Shaikh				X					X
Tony Crawford		X				X			C. Bruce Turner	X				X				
Robert “Bobby” Cruz		X				X												
Johnny Deal		X				X			MEMBERS ABSENT									
Dawn Jenkins		X				X			Veronica Ardoin									
Daphne L. Jones		X				X			Ardry “Skeet” Boyle									
Denis Kelly		X				X			Kevin Aloysius									
Cecilia Ligons		X				X			Evelio Escamilla									
Tom Lindstrom		X				X			Ronnie Galley									
Roxane May		X				X			Peta-gay Ledbetter									
Josh Mica		X				X			Holly Renee McLean									
Rodney Mills		X				X			Faye Robinson									
Diana Morgan		X				X			Robert Sliepka									
Matilda Padilla		X				X			Steven Vargas									
Shital Patel		X				X			Andrew Wilson									



SUBSTANCE USE DISORDER TREATMENT & SUPPORT

- Never Use Alone..... (800) 484-3731**
- Never Use Alone (Spanish) (800) 928-5330**
- Adult Rehabilitation Services (713) 541-4422**
6612 Hornwood Drive, 77074
Outpatient treatment, counseling, referrals and related services.
- AMAA..... (713) 926-9491**
204 Clifton Street, 77011
Adult outpatient treatment (12-step & support groups); HIV, Hepatitis C, and syphilis testing; referrals. Walk-ins welcome.
- Cenikor Foundation - Deer Park (888) 236-4567**
4525 Glenwood Avenue, 77536
Inpatient and outpatient detox, treatment, and counseling.
- Council on Recovery (713) 942-4100**
303 Jackson Hill Street, 77007
Outpatient medication assisted treatment and counseling.
Assistance with state funded services.
- Houston Recovery Center-Sobering Center ... (713) 236-7800**
150 N. Chenevert Street, 77002
24-hour jail alternative. Provides a safe environment to sober.
Provides assessment, counseling, peer support, and resources.
- LAMBDA Center Houston (713) 521-1243**
1201 W Clay Street, 77019
An LGBTQ 12-step recovery clubhouse. The meeting schedule is available by phone or online at lambdahouston.com.
- Santa Maria Hostel..... (713) 691-0900**
2605 Parker Road, 77093
Outpatient and residential detox and treatment; supportive housing for women, female veterans, and women with children.
- Recenter Houston (832) 649-6696**
3809 Main Street, 77002

- Thomas Street Health Center (713) 873-4000**
2015 Thomas Street, 77009
HIV primary care (free for eligible patients), walk-in HIV testing, addiction counseling, same-day PrEP, NPEP (post-exposure).
- Healthcare for the Homeless – Main Clinic..... (713) 286-6000**
1934 Caroline Street, 77002
Medical care, addiction counseling, and dental care.
- Houston Area Women’s Center..... (713) 528-6798**
1010 Waugh Drive, Houston, TX 77019
Safety planning, emergency shelter, and rape support.
Domestic Violence Hotline (713) 528-2121
Sexual Assault Hotline (713) 528-RAPE (7273)
- Montrose Center (713) 529-0037**
401 Brnard Street, 77006
LGBTQA+ services – outpatient recovery counseling, anti-violence, and housing assistance for people living with HIV.
- Project Access Bus..... (713) 286-6168**
Free bus that runs Monday-Friday to 23 agencies that provide health care, meals, shelter and social services. Get tickets at SEARCH, Healthcare for the Homeless, The Beacon, Lord of the Streets, Star of Hope, and VA Medical Center (Veterans). Call for bus schedule and more information.
- SEARCH Homeless Services..... (713) 739-7752**
2015 Congress Street, 77002
Mobile Outreach Team provides food, water, clothing and blankets; SEARCH clients can receive case management, housing assistance and referrals to supportive resources.
- United Way Helpline 2-1-1**
Free info on places that can assist with food, counseling, housing, and more. Just dial 2-1-1 from anywhere in Texas.

Inpatient and outpatient detox and treatment programs ranging from 12-step to wellness services to housing options.

- Texas Clinic..... (713) 694-8100**
6311 Fulton Street, 77002
Outpatient medication assisted treatment and counseling.

LIVING UNSHELTERED / HOUSING SERVICES

- AIDS Foundation Houston** (see listing below)
- Harris Co. Housing Resource Center (832) 927-4955**
- Texas Youth and Runaway Hotline (888) 554-7481**
- United Way HelpLine..... 2-1-1**
- Houston COMPASS (The Beacon) (713) 220-9737**
1212 Prairie Street, 77002
All are welcome. Meals, mailbox, shower, free phone, laundry and case management, transportation assistance (bus passes).
- Star of Hope Mission**
- Men – 1811 Ruiz Street, 77002 (713) 227-8900**
- Women & Families – 2575 Reed Rd, 77051 (713) 222-2220**
Structured programs focus on spiritual growth, education, employment, life management and recovery.

SEXUAL HEALTH

- HIVinfo.nih.gov:** clinical guidelines, drug info, glossary of terms.
- AIDS Foundation Houston (713) 623-6796**
6260 Westpark Drive, 77057
HIV/STD testing, same-day PrEP, NPEP (post-exposure), supportive housing and food pantry for people living with HIV.
- Legacy Community Health (832) 548-5100**
1415 California Street, 77006
Gender-affirming health and wellness, primary and HIV medical care (free for eligible patients), addiction counseling, walk-in HIV/STD testing, same-day PrEP, NPEP (post-exposure).




SERJobs

713 773-6000

SERJobs.org     

Workforce Solutions

1-888-469-5627

wrksolutions.com   

Equal Employment Opportunity Commission

The law forbids sexual orientation and gender identity discrimination when it comes to any aspect of employment. It is also unlawful to subject an employee to workplace harassment that creates a hostile work environment based on sexual orientation or gender identity. You can file a discrimination charge with the EEOC by phone or online.

1-800-669-4000

eeoc.gov/how-file-charge-employment-discrimination

For additional support, see the Legal and Advocacy links on the back page.






Food

There are many food pantries in the Houston area, call for info and restrictions. Call 2-1-1 for more options.

AIDS Foundation Houston

Stone Soup offers food and assistance with benefits enrollment for people living with HIV, M-F 10a-4p.






713-623-6796 ext. 225

afhouston.org     

Catholic Charities

The food pantry is open M-W-Th (by appointment). Food fairs are held on select Saturdays from 9a-11a, no appointment needed; call or go online for dates.

Call Mon or Fri for an appointment: 713-874-6781


catholiccharities.org     

Emergency Aid Coalition

Provides ~2 bags of groceries per person each month.




Also has a Clothing Center. By appointment only.

713-343-3061

eachouston.org 

Transportation

Lyft






Lyft.com   

Uber

Uber.com     

METRO/METROLift

713-635-4000 (call or text)




ridemetro.org     

WEB RESOURCES



The following websites provide information on current policies, legal and other issues affecting transgender and non-binary people.

Legal Issues & Insurance Coverage





Transgender Law Center

transgenderlawcenter.org   





National Center for Transgender Equality

transequality.org   

Lambda Legal

LambdaLegal.org/issues/transgender-rights    

Human Rights Campaign

hrc.org/resources/transgender    





Transgender health care coverage

Great info including links to report civil rights violations based on gender discrimination.

healthcare.gov/transgender-health-care   

Texas Department of Insurance





For info, questions, consumer tips, and complaints.

tdi.texas.gov/consumer/index.html    






Advocacy




Gender Spectrum

genderspectrum.org    




Positive Women's Network

pwn-usa.org   

National Center for Transgender Equality

transequality.org   

Transgender Education Network of Texas

transtexas.org   






Texas Transgender Alliance Resource Guide

Searchable database of resources in Texas.



nrg.e-compas.com/TXTA

2-1-1 Texas/United Way Helpline

Get free, confidential info and referrals to places that can assist with food, housing, employment, counseling and much more. Just dial 2-1-1 from anywhere in the state - or search the online database:

<https://referral.unitedwayhouston.org>     

Houston area resources
for transgender &
gender nonconforming
individuals

A project of the
2022 Project LEAP Class
of the
Ryan White Planning Council
rwpcHouston.org
 

Transgender and gender non-conforming individuals experience stigma, discrimination, and unique barriers to accessing quality services. They experience higher rates of HIV, substance use and mental health issues, and violence and victimization.

Gender-affirming care includes social, psychological, behavioral, and medical interventions designed to support and affirm a person's gender identity. Gender-affirming care greatly improves the overall well-being of gender diverse, transgender, and nonbinary people.




HEALTHCARE

Gender-affirming healthcare is necessary for your body and mind to live your best and healthiest life.





Dr. Crofoot

LGBT healthcare, gender-affirming healthcare; PrEP.
713-526-0005
crofootmd.com

Ft. Bend County Clinical Health Services

Free HIV and STI testing; PrEP.
281-403-8090 or 8091
fbchealth.org   



Legacy Community Health

Transgender specialty care and social services; PrEP.
832-548 5014 Behavioral Health
832-548 5014 Medical Services
legacycommunityhealth.org/transgender-specialty-care
   





Hormone Therapy

Gender-affirming hormone therapy (GAHT)/hormone replacement therapy (HRT) is one way to feel and look more like the gender you identify with.

FOLX

Virtual healthcare & education (general & sexual health), hormone subscription plans & scholarships.
folxhealth.com  



Planned Parenthood

Provides GAHT (18+) as well as high-quality, non-judgmental sexual and reproductive health services.
Northville Health Center
9929 North Freeway, Suite 107; Houston, TX 77037
713-514-1106
plannedparenthood.org    

PrEP for HIV Prevention

PrEP is a way to prevent getting HIV by taking a pill every day or an injection every 2 months. Talk to your doctor or check out the resources below.

Info about PrEP, where to get it & how to pay for it:

greaterthan.org   





Find a PrEP provider in Texas (listed by city):

dshs.texas.gov/hivstd/prep/providers.shtm



Mental Health

Depression among transgender adults is devastatingly high in the US. It is important to talk to someone if you have mental health concerns.





National Alliance on Mental Illness (NAMI)

National database of mental health care providers.
The NAMI HelpLine is available Mon-Fri, 9am-9pm.
Call 800-950-6264; text "helpline" to 62640; or email
helpline@nami.org
nami.org/Find-Support/LGBTQ    

Trans Lifeline

Connects trans people to support and resources.
1-877-565-8860
translifeline.org  

The Trevor Project

24/7 crisis support to LGBTQ youth (ages 13-24).
Text, chat, or call anytime; connect to TrevorSpace, an affirming, online community.
Call 1-866-488-7386, text "start" to 678678 or webchat
thetrevorproject.org    


Social / Support Groups

It's important to have an affirming place to share, ask questions, build a support network & community ties.




Houston Transgender

Online chat and friends networking community.
houston-transgender.com





The Mahogany Project

Provides services to TQLGB+ Communities of Color.
713-637-4197
themahoganyproject.org  

Meetup - Houston Transgender Meetup

A collection of transgender inclusive support groups, events, fundraisers, and social gatherings.
meetup.com/houston-transgender-meetup   


Montrose Center

Gender-affirming groups, resources, and more.
713-529-0037
montrosecenter.org/transgender    

Trans*Fabulous Support Group: Virtual, Thurs at 7-8:30pm. Register: bit.ly/trans-fabsupportgroup

Transgender Youth Support Group (ages 13-20):
Online, Thurs from 5-8:30pm. Email for details:
info@hatchyouth.org

Save Our Sisters United, Inc.

Provides a variety of services and social opportunities to all Trans people and women of color.
832-808-1044
sosuinc.org 





Substance Use Treatment

Alcohol, drugs and nicotine can weaken the body. If you would like to quit or cutback, there are treatment options available.

LAMBDA Center Houston

An LGBTQ 12-step recovery clubhouse. Many meetings are virtual, the schedule is available online.
713-521-1243
lambdahouston.com

Montrose Center

Gender-affirming groups, resources, and more.
713-529-0037
montrosecenter.org    





SUPPORTIVE SERVICES

Because we all need a little help sometimes.


Housing

Housing is essential. A safe and stable home is necessary for your health and well-being.

AIDS Foundation Houston

Offers shared two-bedroom, community residence for low-income, single cisgender & transgender women.
281-967-4811
afhouston.org    





Harris Co. Housing & Community Resource Center

Find rental property, help for first time home buyers, financial assistance, emergency shelters and much more. Call or search the online database.
Resource Coordinators: 832-927-4955
housingandcommunityresources.net 

Employment

These agencies provide job training and placement to people who are low-income or have significant barriers to employment.

Goodwill Job Connection Center

713 699-6317
goodwillhouston.org    

PREVENTION RESOURCES

The common ways that HIV can be transmitted is by having sex or by sharing injection equipment with someone who is living with HIV and has a detectable viral load. Substance use can contribute to these risks indirectly because alcohol and other drugs can lower people's inhibitions and make them less likely to use condoms. This section provides information on the various prevention methods that can be utilized to reduce the risk of transmitting HIV.

- Get tested for HIV and other STIs
- Get treatment for STIs
- Use condoms
- Protect yourself if injecting drugs by using clean equipment and not sharing injecting equipment
- PEP (Post exposure prophylaxis) is a medicine you can take to prevent getting HIV after a recent exposure. Talk to your health care provider, an emergency room doctor, or an urgent care provider.
- PrEP (pre-exposure prophylaxis) can reduce your chance of getting HIV from sex or injection drug use. When taken as prescribed, PrEP is highly effective for preventing HIV.

These clinics may offer information and options to start on PrEP:

AIDS Healthcare Foundation

- aidshealth.org
- 1200 Binz Street ste 1040 Houston, TX 77004
- Tel: (713) 524-8700

Avenue 360 Health+Wellness

- avenue360.org
- 2150 W 18th Street Houston, TX 77008
- Tel: (713) 426-0027

HHS - Thomas Street Health Center

- www.harrishealth.org
- 2015 Thomas Street Houston, TX 77009
- Tel: (713) 873-4011

Legacy Community Health

- legacycommunityhealth.org
- 1415 California Street Houston, TX 77006
- Tel: (832) 548-5087

ABOUT THIS PROJECT

Formulated and created by 2022 Project LEAP evening class students with partnership with AAMA. For inquiries please call the Ryan White Planning Council Office of Support at (832) 927-7926



LIST OF INFORMATION REFERENCES AND HELPFUL SITES:

- cdc.gov/hiv/basics/prevention.html
- hiv.gov/
- plannedparenthood.org/
- Inclusion in this brochure does not imply endorsement or recommendation by the Ryan White Planning Council.



RYAN WHITE PLANNING COUNCIL
2022 PROJECT LEAP CLASS IN
PARTNESHIP WITH AAMA

HIV CARE RESOURCES

To increase healthcare information for Spanish speaking residents in the greater Houston area



RECOMMENDATIONS FOR TALKING TO TEENS ABOUT SEX AND HIV

Research tells us that kids and teens who have regular conversations with their parents and caregivers about sex and relationships are less likely to take risks with their sexual health. So it's never too early and it's never too late to start talking with your kid about sex and relationships.

Around the age of 11:

- It is a good age to explain to them what sexuality consists of, always linked to affection, feelings, sensations, to love.

Around the age of 13:

- Promote trust and positive communication, by listening, pay attention to their questions and respond naturally, exposing what we think and why we think so.
- Find moments to talk: the news, tv programs or movies that talk about pregnancy, contraceptive methods or sexually transmitted infection can become good times to address these issues.

Talking about HIV

- HIV is not transmitted through saliva, sweat, hugging, holding hands, coughing, sneezing, nor from a toilet seat.
- Transmission of HIV can occur during direct contact through a mucous membrane, open cuts, or injections with certain body fluids from a person with HIV who has a detectable viral load.
- The body fluids are: Blood, Semen, Rectal fluids, Vaginal fluids, and Breast milk.
- Some of the ways that HIV is transmitted include: Having vaginal or anal sex with; sharing injection drug equipment; during pregnancy or birth; breastfeeding; or sharps injury.

WHERE TO GET FREE HIV TESTING

Testing sites should offer the following on this list, it is still recommended to contact each to confirm:

- Services in Spanish
- Confidential and offering testing for other STI's
- Various locations



AAMA

- www.AAMA.org
- 6001 Gulf Freeway Bldg E Houston, TX 77023
- Tel: (713) 926-8035

AIDS Healthcare Foundation

- www.aidshealth.org
- 1200 Binz Street ste 1040 Houston, TX 77006
- Tel: (713) 524-8700

Bee Busy Wellness Center

- beebusy.org
- 9896 Bissonnet Street #625 Houston, TX 77006
- Tel: (713) 774-8800

Baylor College of Medicine Teen Health Clinic

- bcm.edu
- 1504 Taub Loop Houston, TX 77006
- Tel: (713) 999-6980

Harris County Public Health

- publichealth.harriscountytx.gov
- To make appointment call: (832) 927-7350
- Testing 123htx send text: (281) 962-8378

HHS- Thomas Street Health Center

- harrishealth.org
- 2015 Thomas Street Houston, TX 77009
- Tel: (713) 873-4011

FLAS, Inc.

- flasinc.org
- 6666 Harwin Drive Suite 370 Houston, TX 77006
- Tel: (713) 772-2366

Legacy Community Health

- legacycommunityhealth.org
- 1415 California Street Houston, TX 77006
- Tel: (832) 548-5087

HIV CARE CLINICS

Clinics should offer the following on this list, it is still recommended to contact each to confirm:

- Services in Spanish
- Offering an eligibility specialist for the Ryan White HIV care program
- Accept most health insurance plans, Sliding fee scale, including Medicare and Medicaid
- Various locations



AIDS Healthcare Foundation

- aidshealth.org
- 1200 Binz Street ste 1040 Houston, TX 77004
- Tel: (713) 524-8700

AccessHealth

- myaccesshealth.org
- 400 Austin Street Richmond, TX 77469
- Tel: (281) 633-3138

Avenue 360 Health+Wellness

- avenue360.org
- 2150 W 18th Street Houston, TX 770086
- Tel: (713) 426-0027, Ext 399

Harris Health System – HIV Services

- harrishealth.org
- Main location Thomas Street Health Center
- 2015 Thomas Street Houston, TX 77009
- Tel: (713) 873-4011

Legacy Community Health

- legacycommunityhealth.org
- 1415 California Street Houston, TX 77006
- Tel: (832) 548-5087

Saint Hope Foundation

- offeringhope.org
- 6800 W Loop S ste 560 Bellaire, TX 77401
- Tel: (713) 778-1300

2022 Integrated HIV Prevention and Care Plan

Tori Williams, Director and
Mackenzie Hudson, Health Planner
Ryan White Office of Support

2022 Integrated HIV Prevention and Care Plan

- The EHE Plan focuses on fewer and fewer new diagnoses to end the epidemic. It depends on biomedical solutions.
- The Integrated Plan should look at the big picture, including support services for long-term survivors and a cure. Because of this, the Houston Planning Council wants to include quality of life recommendations in the Integrated Plan; things like housing, mental health, stigma, human rights, and dignity.

One Plan

**EHE Plan –
Biomedical
Solutions**



**Integrated
Plan – Big
Picture**

Proposed Additional Goals & Objectives

2022 Integrated HIV Prevention and Care Plan

New NHAS Indicators for Quality of Life

- Indicator 9: Increase the proportion of people with diagnosed HIV who report good or better health to 95% from a 2018 baseline of 71.5%.
- Indicator 10: Decrease by 50% the proportion of people with diagnosed HIV who report an unmet need for services from a mental health professional from a 2017 baseline of 24.2%.
- Indicator 11: Decrease by 50% the proportion of people with diagnosed HIV who report ever being hungry and not eating because there wasn't enough money for food from a 2017 baseline of 21.1%.

New NHAS Indicators for Quality of Life

- Indicator 12: Decrease by 50% the proportion of people with diagnosed HIV who report being out of work from a 2017 baseline of 14.9%.
- Indicator 13: Decrease by 50% the proportion of people with diagnosed HIV who report being unstably housed or homeless from a 2018 baseline of 21.0%.

2022 Integrated Planning Goals

Access to Care and Medication

Quality of Life

Education

Policy Issues

Quality of Life

- **Goal:** Develop tools which planning bodies can use to design or strengthen services that improve the quality of life for people living with HIV. The ultimate goal is to integrate these tools into all Houston planning processes, share these tools with other communities, and encourage CDC and HRSA to add a fifth pillar that uses these tools and is dedicated to addressing quality of life concerns.



Important Note !



An outgrowth of the Quality of Life work has been the development of an HIV Data Committee that identifies and inventories all HIV data available in the Greater Houston area (i.e. the 10-county area). The inventory of data will be available to anyone interested in requesting permission to use the data and will hopefully increase coordination and cooperation among those interested in conducting HIV-related research.

Reorganize specific goals:

- Move the following goals to the April 2023 RW How To Best Meet the Need process:
 - Study the possibility of alternative hours at all RW agencies
 - Extend Lyft accessibility to more RW clients
 - Reduce high turnover among case managers and service linkage workers
 - Reorganize how RW agencies receive transportation funds so that they can organize their own transportation services

Education



Because individuals in need of prevention need: a better understanding of transmission, easy access to HIV education, information about PrEP and easy access to PrEP;

Education



Because individuals in need of treatment and/or support services need: easy access to HIV education; information about all services available to them, especially resource information about HIV, mental health and substance use disorder services; easy access to treatment and/or support services; providers with accurate information and good customer service skills;

Education



And, because non-Ryan White funded providers need:
training in how to refer clients to the HIV prevention and care system;

Goal:

Organize the Houston Area HIV Education Council

Sponsors:

CPG and the Houston RWPC

Co-Chairs for the Education Council will represent RW Part A, RW Part B
and CPG

Education - **Individuals**

- Workgroups dedicated to providing education tailored to:
 - Youth
 - College Students
 - The LatinX Community
 - Populations needing In-Person Outreach
 - Seniors
 - Others

Education - **Providers**

- **Workgroups dedicated to teaching providers:**
 - How to refer clients to the Houston area HIV prevention and care system
 - When and how to offer PrEP
 - Good customer service skills and regular service updates, especially among front desk staff

Educate Ourselves



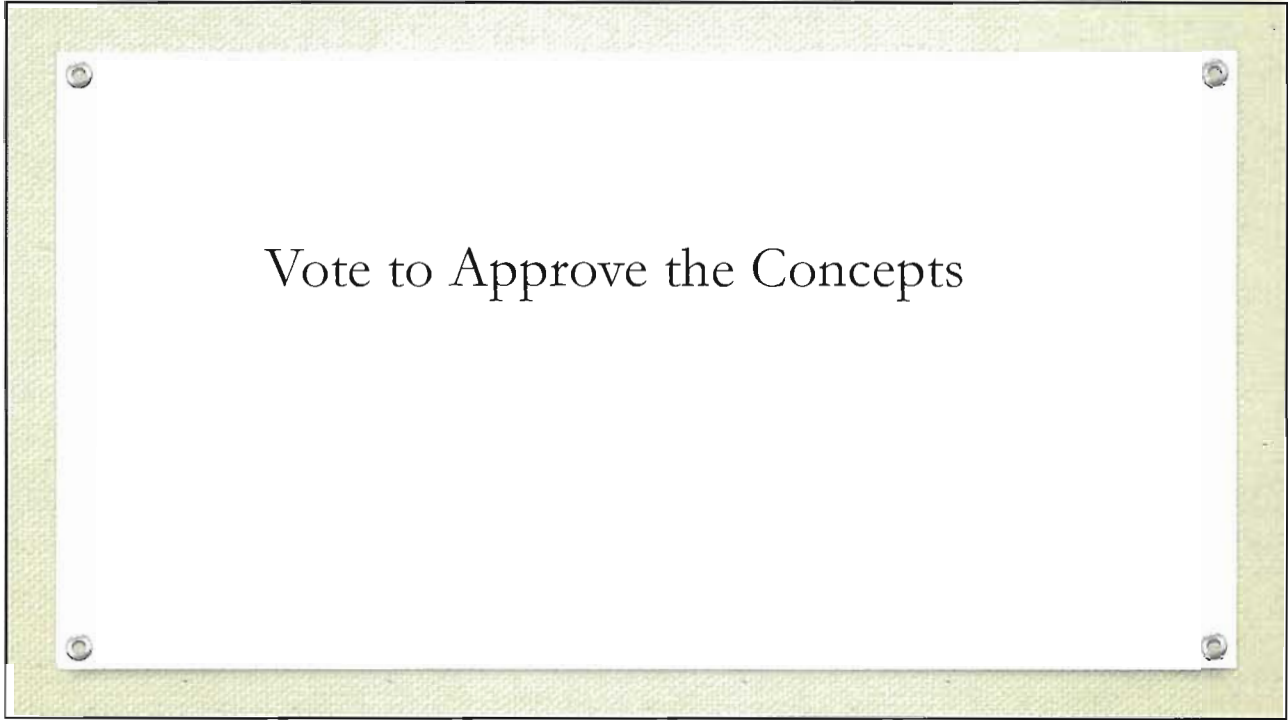
Make thoughtful decisions regarding policies related to:

- Comprehensive Harm Reduction
- Condoms in jails and prisons
- Making Texas a Medicaid Expansion State

Questions

See next slide for
action items





**Priority and
Allocations
Committee
Report**

Priority	Service Category	Original Allocation <i>RWPC Approved Level Funding Scenario</i>	Award Reconciliation	July Adjustments (carryover)	October Adjustments	Final Quarter Adjustments	Total Allocation	Percent of Grant Award	Amount Procured (a)	Procurement Balance	Original Date Procured	Expended YTD	Percent YTD	Percent Expected YTD
1	Outpatient/Ambulatory Primary Care	10,965,788	-15,437	0	0	0	10,950,351	45.46%	10,750,351	200,000		2,620,157	24%	42%
1.a	Primary Care - Public Clinic (a)	3,927,300					3,927,300	16.30%	3,927,300	0	3/1/2022	\$340,227	9%	42%
1.b	Primary Care - CBO Targeted to AA (a) (e) (f)	1,064,576					1,064,576	4.42%	1,064,576	0	3/1/2022	\$587,788	55%	42%
1.c	Primary Care - CBO Targeted to Hispanic (a) (e)	910,551					910,551	3.78%	910,551	0	3/1/2022	\$502,381	55%	42%
1.d	Primary Care - CBO Targeted to White/MSM (a) (e)	1,147,924					1,147,924	4.77%	1,147,924	0	3/1/2022	\$296,939	26%	42%
1.e	Primary Care - CBO Targeted to Rural (a) (e)	1,100,000					1,100,000	4.57%	1,100,000	0	3/1/2022	\$434,630	40%	42%
1.f	Primary Care - Women at Public Clinic (a)	2,100,000					2,100,000	8.72%	2,100,000	0	3/1/2022	\$226,873	11%	42%
1.g	Primary Care - Pediatric (a.1)	15,437	-15,437				0	0.00%	0	0	3/1/2022	\$0	0%	0%
1.h	Vision	500,000					500,000	2.08%	500,000	0	3/1/2022	\$231,320	46%	42%
1.x	Primary Care Health Outcome Pilot	200,000					200,000	0.83%	0	200,000		\$0	#DIV/0!	42%
2	Medical Case Management	1,730,000	-90,051	0	0	0	1,639,949	6.81%	1,639,949	0		596,869	36%	42%
2.a	Clinical Case Management	488,656					488,656	2.03%	488,656	0	3/1/2022	\$284,114	58%	42%
2.b	Med CM - Public Clinic (a)	277,103					277,103	1.15%	277,103	0	3/1/2022	\$42,689	15%	42%
2.c	Med CM - Targeted to AA (a) (e)	169,009					169,009	0.70%	169,009	0	3/1/2022	\$96,404	57%	42%
2.d	Med CM - Targeted to H/L (a) (e)	169,011					169,011	0.70%	169,011	0	3/1/2022	\$36,041	21%	42%
2.e	Med CM - Targeted to W/MSM (a) (e)	61,186					61,186	0.25%	61,186	0	3/1/2022	\$34,524	56%	42%
2.f	Med CM - Targeted to Rural (a)	273,760					273,760	1.14%	273,760	0	3/1/2022	\$52,828	19%	42%
2.g	Med CM - Women at Public Clinic (a)	75,311					75,311	0.31%	75,311	0	3/1/2022	\$16,827	22%	42%
2.h	Med CM - Targeted to Pedi (a.1)	90,051	-90,051				0	0.00%	0	0	3/1/2022	\$0	0%	0%
2.i	Med CM - Targeted to Veterans	80,025					80,025	0.33%	80,025	0	3/1/2022	\$25,311	32%	42%
2.j	Med CM - Targeted to Youth	45,888					45,888	0.19%	45,888	0	3/1/2022	\$8,131	18%	42%
3	Local Pharmacy Assistance Program	1,810,360	200,000	0	0	0	2,010,360	8.35%	2,010,360	0		\$661,144	33%	42%
3.a	Local Pharmacy Assistance Program-Public Clinic (a) (e)	310,360					310,360	1.29%	310,360	0	3/1/2022	\$52,633	17%	42%
3.b	Local Pharmacy Assistance Program-Untargeted (a) (e)	1,500,000	200,000				1,700,000	7.06%	1,700,000	0	3/1/2022	\$608,511	36%	42%
4	Oral Health	166,404	0	0	0	0	166,404	0.69%	166,404	0		97,750	59%	42%
4.a	Oral Health - Untargeted (c)	0					0	0.00%	0	0	N/A	\$0	0%	0%
4.b	Oral Health - Targeted to Rural	166,404					166,404	0.69%	166,404	0	3/1/2022	\$97,750	59%	42%
5	Health Insurance (c)	1,383,137	431,299	138,285	0	0	1,952,721	8.11%	1,952,721	0		\$789,381	40%	42%
6	Mental Health Services (c)	0					0	0.00%	0	0	NA	\$0	0%	0%
7	Early Intervention Services (c)	0					0	0.00%	0	0	NA	\$0	0%	0%
8	Medical Nutritional Therapy (supplements)	341,395					341,395	1.42%	341,395	0	3/1/2022	\$166,896	49%	42%
9	Home and Community-Based Services (c)	0	0	0	0	0	0	0.00%	0	0	NA	\$0	0%	0%
9.a	In-Home	0									N/A	\$0	0%	0%
9.b	Facility Based	0									N/A	\$0	0%	0%
10	Substance Abuse Services - Outpatient (c)	45,677	0	0	0	0	45,677	0.19%	45,677	0	3/1/2022	\$2,081	5%	42%
11	Hospice Services	0	0	0	0	0	0	0.00%	0	0	NA	\$0	0%	0%
12	Referral for Health Care and Support Services (c)	0	0				0	0.00%	0	0	NA	\$0	0%	0%
13	Non-Medical Case Management	1,267,002	0	0	0	0	1,267,002	5.26%	1,267,002	0	3/1/2022	\$507,721	40%	42%
13.a	Service Linkage targeted to Youth	110,793					110,793	0.46%	110,793	0	3/1/2022	\$30,994	28%	42%
13.b	Service Linkage targeted to Newly-Diagnosed/Not-in-Care	100,000					100,000	0.42%	100,000	0	3/1/2022	\$49,511	50%	42%
13.c	Service Linkage at Public Clinic (a)	370,000					370,000	1.54%	370,000	0	3/1/2022	\$89,013	24%	42%
13.d	Service Linkage embedded in CBO Pcare (a) (e)	686,209					686,209	2.85%	686,209	0	3/1/2022	\$338,203	49%	42%
13.e	SLW-Substance Use	0					0	0.00%	0	0	NA	\$0	0%	0%
14	Medical Transportation	424,911	0	0	0	0	424,911	1.76%	424,911	0		172,052	40%	42%
14.a	Medical Transportation services targeted to Urban	252,680					252,680	1.05%	252,680	0	3/1/2022	\$138,698	55%	42%
14.b	Medical Transportation services targeted to Rural	97,185					97,185	0.40%	97,185	0	3/1/2022	\$33,354	34%	42%
14.c	Transportation vouchers (bus passes & gas cards)	75,046					75,046	0.31%	75,046	0	3/1/2022	\$0	0%	42%

Priority	Service Category	Original Allocation <i>RWPC Approved Level Funding Scenario</i>	Award Reconciliation	July Adjustments (carryover)	October Adjustments	Final Quarter Adjustments	Total Allocation	Percent of Grant Award	Amount Procured (a)	Procurement Balance	Original Date Procured	Expended YTD	Percent YTD	Percent Expected YTD
15	Emergency Financial Assistance	1,545,439	189,168	750,000	0	0	2,484,607	10.32%	2,484,607	0		477,765	19%	42%
16.a	EFA - Pharmacy Assistance	1,305,439	189,168	750,000			2,244,607	9.32%	2,244,607	0	3/1/2022	\$425,101	19%	42%
16.b	EFA - Other	240,000					240,000	1.00%	240,000	0	3/1/2022	\$52,664	22%	42%
16	Linguistic Services (c)	0	0				0	0.00%	0	0	NA	\$0	0%	0%
17	Outreach	420,000					420,000	1.74%	420,000	0	3/1/2022	\$107,454	26%	42%
BEU27516	Total Service Dollars	20,100,113	714,979	888,285	0	0	21,703,377	90.10%	21,503,377	200,000		6,199,270	29%	42%
	Grant Administration	1,795,958	169,915	0	0	0	1,965,873	8.16%	1,965,873	0	N/A	791,144	40%	42%
BEU27517	HCPH/RWGA Section	1,271,050	169,915	0	0	0	1,440,965	5.98%	1,440,965	0	N/A	\$532,014	37%	42%
PC	RWPC Support*	524,908			0	0	524,908	2.18%	524,908	0	N/A	259,131	49%	42%
BEU27521	Quality Management	412,940		0	0	0	412,940	1.71%	412,940	0	N/A	\$150,588	36%	42%
		22,309,011	884,894	888,285	0	0	24,082,190	99.98%	23,882,190	200,000		7,141,003	30%	42%
								Unallocated	Unobligated					42%
	Part A Grant Award:	23,198,771	Carry Over:	888,285			Total Part A:	4,866	200,000					42%
		Original Allocation	Award Reconciliation	July Adjustments (carryover)	October Adjustments	Final Quarter Adjustments	Total Allocation	Percent	Total Expended on Services	Percent				
	Core (must not be less than 75% of total service dollars)	16,442,761	525,811	138,285	0	0	17,106,857	78.82%	4,144,897	78.17%				
	Non-Core (may not exceed 25% of total service dollars)	3,657,352	189,168	750,000	0	0	4,596,520	21.18%	1,157,538	21.83%				
	Total Service Dollars (does not include Admin and QM)	20,100,113	714,979	888,285	0	0	21,703,377		5,302,436					
	Total Admin (must be ≤ 10% of total Part A + MAI)	1,795,958	169,915	0	0	0	1,965,873	7.41%						
	Total QM (must be ≤ 5% of total Part A + MAI)	412,940	0	0	0	0	412,940	1.56%						
MAI Procurement Report														
Priority	Service Category	Original Allocation <i>RWPC Approved Level Funding Scenario</i>	Award Reconciliation	July Adjustments (carryover)	October Adjustments	Final Quarter Adjustments	Total Allocation	Percent of Grant Award	Amount Procured (a)	Procurement Balance	Date of Procurement	Expended YTD	Percent YTD	Percent Expected YTD
1	Outpatient/Ambulatory Primary Care	2,002,860	104,950	0	0	0	2,107,810	86.82%	2,107,810	0		1,048,575	50%	42%
1.b (MAI)	Primary Care - CBO Targeted to African American	1,012,700	53,065				1,065,765	43.90%	1,065,765	0	3/1/2022	\$544,775	51%	42%
1.c (MAI)	Primary Care - CBO Targeted to Hispanic	990,160	51,884				1,042,044	42.92%	1,042,044	0	3/1/2022	\$503,800	48%	42%
2	Medical Case Management	320,100	0	0	0	0	320,100	13.18%	320,100	0		\$105,236	33%	42%
2.c (MAI)	MCM - Targeted to African American	160,050					160,050	6.59%	160,050	0	3/1/2022	\$67,024	42%	42%
2.d (MAI)	MCM - Targeted to Hispanic	160,050					160,050	6.59%	160,050	0	3/1/2022	\$38,212	24%	42%
	Total MAI Service Funds	2,322,960	104,950	0	0	0	2,427,910	100.00%	2,427,910	0		1,153,811	48%	42%
	Grant Administration	0	0	0	0	0	0	0.00%	0	0		0	0%	0%
	Quality Management	0	0	0	0	0	0	0.00%	0	0		0	0%	0%
	Total MAI Non-service Funds	0	0	0	0	0	0	0.00%	0	0		0	0%	0%
	Total MAI Funds	2,322,960	104,950	0	0	0	2,427,910	100.00%	2,427,910	0		1,153,811	48%	42%
	MAI Grant Award	2,427,918	Carry Over:	0			Total MAI:							42%
	Combined Part A and MAI Original Allocation Total	24,631,971												

Priority	Service Category	Original Allocation <i>RWPC Approved Level Funding Scenario</i>	Award Reconciliation	July Adjustments (carryover)	October Adjustments	Final Quarter Adjustments	Total Allocation	Percent of Grant Award	Amount Procured (a)	Procurement Balance	Original Date Procured	Expended YTD	Percent YTD	Percent Expected YTD
Footnotes:														
All	When reviewing bundled categories expenditures must be evaluated both by individual service category and by combined categories. One category may exceed 100% of available funding so long as other category offsets this overage.													
(a)	Single local service definition is multiple HRSA service categories. (1) does not include LPAP. Expenditures must be evaluated both by individual service category and by combined service categories.													
(c)	Funded under Part B and/or SS													
(e)	10% rule reallocations													

FY 2022 Ryan White Part A and MAI Service Utilization Report

RW PART A SUR- 2nd Quarter (3/1-8/31)																		
Priority	Service Category	Goal	Unduplicated Clients Served YTD	Male	Female	Trans gender	AA (non-Hispanic)	White (non-Hispanic)	Other (non-Hispanic)	Hispanic	0-12	13-19	20-24	25-34	35-44	45-49	50-64	65 plus
1	Outpatient/Ambulatory Primary Care (excluding Vision)	6,467	6,167	75%	23%	2%	43%	13%	3%	41%	0%	0%	4%	27%	28%	12%	27%	2%
1.a	Primary Care - Public Clinic (a)	2,350	2,125	72%	27%	1%	40%	9%	2%	49%	0%	0%	2%	16%	27%	14%	38%	3%
1.b	Primary Care - CBO Targeted to AA (a)	1,060	1,659	70%	27%	3%	98%	0%	1%	0%	0%	0%	6%	37%	28%	10%	17%	1%
1.c	Primary Care - CBO Targeted to Hispanic (a)	960	1,384	82%	15%	4%	0%	0%	0%	100%	0%	0%	6%	31%	30%	12%	20%	1%
1.d	Primary Care - CBO Targeted to White and/or MSM (a)	690	608	86%	13%	1%	0%	84%	16%	0%	0%	0%	3%	27%	26%	10%	33%	2%
1.e	Primary Care - CBO Targeted to Rural (a)	400	499	71%	28%	1%	42%	23%	2%	33%	0%	0%	2%	29%	30%	11%	26%	2%
1.f	Primary Care - Women at Public Clinic (a)	1,000	570	0%	99%	1%	49%	5%	1%	44%	0%	0%	2%	9%	26%	17%	42%	4%
1.g	Primary Care - Pediatric (a)	7	0	#DIV/0!	#DIV/0!	#DIV/0!	#DIV/0!	#DIV/0!	#DIV/0!	#DIV/0!	#DIV/0!	#DIV/0!	#DIV/0!	#DIV/0!	#DIV/0!	#DIV/0!	#DIV/0!	#DIV/0!
1.h	Vision	1,600	1,524	74%	24%	2%	46%	13%	2%	39%	0%	0%	4%	23%	25%	12%	31%	5%
2	Medical Case Management (f)	3,075	3,054															
2.a	Clinical Case Management	600	572	74%	25%	1%	50%	13%	1%	35%	0%	0%	3%	22%	26%	13%	30%	6%
2.b	Med CM - Targeted to Public Clinic (a)	280	328	91%	7%	2%	51%	12%	2%	36%	0%	0%	2%	24%	26%	9%	34%	5%
2.c	Med CM - Targeted to AA (a)	550	882	67%	30%	3%	99%	0%	1%	0%	0%	0%	4%	29%	25%	11%	27%	4%
2.d	Med CM - Targeted to H/L(a)	550	408	78%	16%	6%	0%	0%	0%	100%	0%	1%	7%	28%	27%	11%	24%	2%
2.e	Med CM - Targeted to White and/or MSM (a)	260	294	84%	13%	3%	0%	91%	9%	0%	0%	0%	2%	19%	26%	11%	34%	8%
2.f	Med CM - Targeted to Rural (a)	150	310	68%	31%	1%	40%	32%	2%	26%	0%	0%	3%	24%	27%	11%	30%	5%
2.g	Med CM - Targeted to Women at Public Clinic (a)	240	134	0%	99%	1%	66%	11%	3%	20%	0%	0%	1%	22%	28%	12%	31%	7%
2.h	Med CM - Targeted to Pedi (a)	125	0	#DIV/0!	#DIV/0!	#DIV/0!	#DIV/0!	#DIV/0!	#DIV/0!	#DIV/0!	#DIV/0!	#DIV/0!	#DIV/0!	#DIV/0!	#DIV/0!	#DIV/0!	#DIV/0!	#DIV/0!
2.i	Med CM - Targeted to Veterans	200	119	97%	3%	0%	71%	21%	1%	8%	0%	0%	0%	0%	3%	3%	46%	48%
2.j	Med CM - Targeted to Youth	120	7	86%	14%	0%	43%	29%	0%	29%	0%	0%	100%	0%	0%	0%	0%	0%
3	Local Drug Reimbursement Program (a)	2,845	4,214	75%	22%	3%	45%	12%	3%	40%	0%	0%	3%	25%	29%	13%	27%	2%
4	Oral Health	200	226	70%	29%	1%	35%	29%	2%	34%	0%	0%	3%	20%	26%	15%	31%	5%
4.a	Oral Health - Untargeted (d)	NA	NA															
4.b	Oral Health - Rural Target	200	226	70%	29%	1%	35%	29%	2%	34%	0%	0%	3%	20%	26%	15%	31%	5%
5	Mental Health Services (d)	NA	NA															
6	Health Insurance	1,700	1,301	80%	19%	2%	41%	27%	3%	28%	0%	0%	1%	13%	16%	10%	43%	17%
7	Home and Community Based Services (d)	NA	NA															
8	Substance Abuse Treatment - Outpatient	40	7	100%	0%	0%	14%	57%	14%	14%	0%	14%	0%	29%	29%	0%	29%	0%
9	Early Medical Intervention Services (d)	NA	NA															
10	Medical Nutritional Therapy/Nutritional Supplements	650	375	74%	24%	1%	43%	20%	4%	33%	0%	0%	1%	7%	17%	9%	50%	15%
11	Hospice Services (d)	NA	NA															
12	Outreach	700	451	77%	19%	4%	59%	15%	0%	25%	0%	0%	4%	29%	27%	9%	26%	5%
13	Non-Medical Case Management	7,045	5,253															
13.a	Service Linkage Targeted to Youth	320	126	76%	24%	0%	52%	4%	2%	42%	0%	16%	84%	0%	0%	0%	0%	0%
13.b	Service Linkage at Testing Sites	260	58	72%	26%	2%	57%	9%	5%	29%	0%	0%	0%	48%	34%	7%	10%	0%
13.c	Service Linkage at Public Clinic Primary Care Program (a)	3,700	2,226	69%	30%	1%	49%	9%	2%	40%	0%	0%	0%	18%	25%	13%	38%	6%
13.d	Service Linkage at CBO Primary Care Programs (a)	2,765	2,843	75%	22%	3%	54%	13%	3%	31%	0%	0%	4%	29%	24%	10%	28%	5%
14	Transportation	2,850	1,409															
14.a	Transportation Services - Urban	170	523	67%	31%	2%	60%	7%	3%	30%	0%	0%	5%	25%	24%	10%	30%	5%
14.b	Transportation Services - Rural	130	110	63%	35%	2%	29%	32%	2%	37%	0%	0%	5%	18%	18%	17%	32%	10%
14.c	Transportation vouchering	2,550	776															
15	Linguistic Services (d)	NA	NA															
16	Emergency Financial Assistance (e)	NA	1,197	75%	23%	2%	46%	9%	2%	43%	0%	0%	3%	23%	28%	12%	30%	3%
17	Referral for Health Care - Non Core Service (d)	NA	NA															
Net unduplicated clients served - all categories*		12,941	11,569	74%	23%	2%	48%	14%	2%	36%	0%	0%	4%	24%	25%	11%	30%	6%
<i>Living AIDS cases + estimated Living HIV non-AIDS (from FY19 App) (b)</i>		NA																

FY 2022 Ryan White Part A and MAI Service Utilization Report

RW MAI Service Utilization Report - 2nd Quarter (03/01 - 08/31)																		
Priority	Service Category MAI unduplicated served includes clients also served under Part A	Goal	Unduplicated MAI Clients Served YTD	Male	Female	Trans gender	AA (non-Hispanic)	White (non-Hispanic)	Other (non-Hispanic)	Hispanic	0-12	13-19	20-24	25-34	35-44	45-49	50-64	65 plus
	Outpatient/Ambulatory Primary Care (excluding Vision)																	
1.b	Primary Care - MAI CBO Targeted to AA (g)	1,060	1,310	71%	25%	3%	99%	0%	1%	0%	0%	0%	6%	35%	28%	10%	19%	2%
1.c	Primary Care - MAI CBO Targeted to Hispanic (g)	960	1,191	82%	14%	4%	0%	0%	0%	100%	0%	0%	5%	32%	30%	13%	19%	1%
2	Medical Case Management (f)																	
2.c	Med CM - Targeted to AA (a)	1,060	525	80%	16%	3%	46%	16%	3%	35%	0%	0%	6%	35%	29%	10%	19%	1%
2.d	Med CM - Targeted to H/L(a)	960	362	69%	28%	3%	59%	13%	3%	26%	0%	3%	5%	21%	26%	13%	23%	10%
RW Part A New Client Service Utilization Report - 2nd Quarter (03/01-08/31)																		
Report reflects the number & demographics of clients served during the report period who did not receive services during previous 12 months (3/1/22- 2/28/23)																		
Priority	Service Category	Goal	Unduplicated New Clients Served YTD	Male	Female	Trans gender	AA (non-Hispanic)	White (non-Hispanic)	Other (non-Hispanic)	Hispanic	0-12	13-19	20-24	25-34	35-44	45-49	50-64	65 plus
1	Primary Medical Care	2,100	1,023	80%	18%	2%	46%	14%	3%	38%	0%	1%	8%	34%	28%	9%	2%	19%
2	LPAP	1,200	432	80%	16%	3%	46%	16%	3%	35%	0%	0%	6%	35%	29%	10%	1%	19%
3.a	Clinical Case Management	400	39	69%	28%	3%	59%	13%	3%	26%	0%	3%	5%	21%	26%	13%	10%	23%
3.b-3.h	Medical Case Management	1,600	527	78%	20%	2%	47%	17%	2%	34%	0%	0%	7%	35%	24%	8%	4%	22%
3.i	Medical Case Management - Targeted to Veterans	60	12	100%	0%	0%	58%	25%	8%	8%	0%	0%	0%	0%	8%	8%	42%	42%
4	Oral Health	40	19	63%	37%	0%	47%	26%	11%	16%	0%	0%	5%	32%	16%	11%	11%	26%
12.a. 12.c. 12.d.	Non-Medical Case Management (Service Linkage)	3,700	1,067	75%	24%	1%	52%	13%	3%	31%	0%	1%	6%	29%	25%	10%	24%	4%
12.b	Service Linkage at Testing Sites	260	50	76%	22%	2%	58%	10%	4%	28%	0%	4%	30%	26%	28%	6%	6%	0%
<i>Footnotes:</i>																		
(a)	Bundled Category																	
(b)	Age groups 13-19 and 20-24 combined together; Age groups 55-64 and 65+ combined together.																	
(d)	Funded by Part B and/or State Services																	
(e)	Total MCM served does not include Clinical Case Management																	
(f)	CBO Pcare targeted to AA (1.b) and HL (1.c) goals represent combined Part A and MAI clients served																	

FY 2022 Ryan White Part A and MAI Service Utilization Report

RW PART A SUR- 2nd Quarter (3/1-8/31)																		
Priority	Service Category	Goal	Unduplicated Clients Served YTD	Male	Female	Trans gender	AA (non-Hispanic)	White (non-Hispanic)	Other (non-Hispanic)	Hispanic	0-12	13-19	20-24	25-34	35-44	45-49	50-64	65 plus
1	Outpatient/Ambulatory Primary Care (excluding Vision)	6,460	6,167	75%	23%	2%	43%	13%	3%	41%	0%	0%	4%	27%	28%	12%	27%	2%
1.a	Primary Care - Public Clinic (a)	2,350	2,125	72%	27%	1%	40%	9%	2%	49%	0%	0%	2%	16%	27%	14%	38%	3%
1.b	Primary Care - CBO Targeted to AA (a)	1,060	1,659	70%	27%	3%	98%	0%	1%	0%	0%	0%	6%	37%	28%	10%	17%	1%
1.c	Primary Care - CBO Targeted to Hispanic (a)	960	1,384	82%	15%	4%	0%	0%	0%	100%	0%	0%	6%	31%	30%	12%	20%	1%
1.d	Primary Care - CBO Targeted to White and/or MSM (a)	690	608	86%	13%	1%	0%	84%	16%	0%	0%	0%	3%	27%	26%	10%	33%	2%
1.e	Primary Care - CBO Targeted to Rural (a)	400	499	71%	28%	1%	42%	23%	2%	33%	0%	0%	2%	29%	30%	11%	26%	2%
1.f	Primary Care - Women at Public Clinic (a)	1,000	570	0%	99%	1%	49%	5%	1%	44%	0%	0%	2%	9%	26%	17%	42%	4%
1.g	Primary Care - Pediatric (a)	NA	NA															
1.h	Vision	1,600	1,524	74%	24%	2%	46%	13%	2%	39%	0%	0%	4%	23%	25%	12%	31%	5%
2	Medical Case Management (f)	2,950	3,054															
2.a	Clinical Case Management	600	572	74%	25%	1%	50%	13%	1%	35%	0%	0%	3%	22%	26%	13%	30%	6%
2.b	Med CM - Targeted to Public Clinic (a)	280	328	91%	7%	2%	51%	12%	2%	36%	0%	0%	2%	24%	26%	9%	34%	5%
2.c	Med CM - Targeted to AA (a)	550	882	67%	30%	3%	99%	0%	1%	0%	0%	0%	4%	29%	25%	11%	27%	4%
2.d	Med CM - Targeted to H/L(a)	550	408	78%	16%	6%	0%	0%	0%	100%	0%	1%	7%	28%	27%	11%	24%	2%
2.e	Med CM - Targeted to White and/or MSM (a)	260	294	84%	13%	3%	0%	91%	9%	0%	0%	0%	2%	19%	26%	11%	34%	8%
2.f	Med CM - Targeted to Rural (a)	150	310	68%	31%	1%	40%	32%	2%	26%	0%	0%	3%	24%	27%	11%	30%	5%
2.g	Med CM - Targeted to Women at Public Clinic (a)	240	134	0%	99%	1%	66%	11%	3%	20%	0%	0%	1%	22%	28%	12%	31%	7%
2.h	Med CM - Targeted to Pedi (a)	NA	NA															
2.i	Med CM - Targeted to Veterans	200	119	97%	3%	0%	71%	21%	1%	8%	0%	0%	0%	0%	3%	3%	46%	48%
2.j	Med CM - Targeted to Youth	120	7	86%	14%	0%	43%	29%	0%	29%	0%	0%	100%	0%	0%	0%	0%	0%
3	Local Drug Reimbursement Program (a)	2,845	4,214	75%	22%	3%	45%	12%	3%	40%	0%	0%	3%	25%	29%	13%	27%	2%
4	Oral Health	200	226	70%	29%	1%	35%	29%	2%	34%	0%	0%	3%	20%	26%	15%	31%	5%
4.a	Oral Health - Untargeted (d)	NA	NA															
4.b	Oral Health - Rural Target	200	226	70%	29%	1%	35%	29%	2%	34%	0%	0%	3%	20%	26%	15%	31%	5%
5	Mental Health Services (d)	NA	NA															
6	Health Insurance	1,700	1,301	80%	19%	2%	41%	27%	3%	28%	0%	0%	1%	13%	16%	10%	43%	17%
7	Home and Community Based Services (d)	NA	NA															
8	Substance Abuse Treatment - Outpatient	40	7	100%	0%	0%	14%	57%	14%	14%	0%	14%	0%	29%	29%	0%	29%	0%
9	Early Medical Intervention Services (d)	NA	NA															
10	Medical Nutritional Therapy/Nutritional Supplements	650	375	74%	24%	1%	43%	20%	4%	33%	0%	0%	1%	7%	17%	9%	50%	15%
11	Hospice Services (d)	NA	NA															
12	Outreach	700	451	77%	19%	4%	59%	15%	0%	25%	0%	0%	4%	29%	27%	9%	26%	5%
13	Non-Medical Case Management	7,045	5,253															
13.a	Service Linkage Targeted to Youth	320	126	76%	24%	0%	52%	4%	2%	42%	0%	16%	84%	0%	0%	0%	0%	0%
13.b	Service Linkage at Testing Sites	260	58	72%	26%	2%	57%	9%	5%	29%	0%	0%	0%	48%	34%	7%	10%	0%
13.c	Service Linkage at Public Clinic Primary Care Program (a)	3,700	2,226	69%	30%	1%	49%	9%	2%	40%	0%	0%	0%	18%	25%	13%	38%	6%
13.d	Service Linkage at CBO Primary Care Programs (a)	2,765	2,843	75%	22%	3%	54%	13%	3%	31%	0%	0%	4%	29%	24%	10%	28%	5%
14	Transportation	2,850	1,409															
14.a	Transportation Services - Urban	170	523	67%	31%	2%	60%	7%	3%	30%	0%	0%	5%	25%	24%	10%	30%	5%
14.b	Transportation Services - Rural	130	110	63%	35%	2%	29%	32%	2%	37%	0%	0%	5%	18%	18%	17%	32%	10%
14.c	Transportation vouchersing	2,550	776															
15	Linguistic Services (d)	NA	NA															
16	Emergency Financial Assistance (e)	NA	1,197	75%	23%	2%	46%	9%	2%	43%	0%	0%	3%	23%	28%	12%	30%	3%
17	Referral for Health Care - Non Core Service (d)	NA	NA															
Net unduplicated clients served - all categories*		12,941	11,569	74%	23%	2%	48%	14%	2%	36%	0%	0%	4%	24%	25%	11%	30%	6%
<i>Living AIDS cases + estimated Living HIV non-AIDS (from FY19 App) (b)</i>		NA																

FY 2022 Ryan White Part A and MAI Service Utilization Report

RW MAI Service Utilization Report - 2nd Quarter (03/01 - 08/31)																		
Priority	Service Category MAI unduplicated served includes clients also served under Part A	Goal	Unduplicated MAI Clients Served YTD	Male	Female	Trans gender	AA (non-Hispanic)	White (non-Hispanic)	Other (non-Hispanic)	Hispanic	0-12	13-19	20-24	25-34	35-44	45-49	50-64	65 plus
	Outpatient/Ambulatory Primary Care (excluding Vision)																	
1.b	Primary Care - MAI CBO Targeted to AA (g)	1,060	1,310	71%	25%	3%	99%	0%	1%	0%	0%	0%	6%	35%	28%	10%	19%	2%
1.c	Primary Care - MAI CBO Targeted to Hispanic (g)	960	1,191	82%	14%	4%	0%	0%	0%	100%	0%	0%	5%	32%	30%	13%	19%	1%
2	Medical Case Management (f)																	
2.c	Med CM - Targeted to AA (a)	1,060	525	80%	16%	3%	46%	16%	3%	35%	0%	0%	6%	35%	29%	10%	19%	1%
2.d	Med CM - Targeted to H/L(a)	960	362	69%	28%	3%	59%	13%	3%	26%	0%	3%	5%	21%	26%	13%	23%	10%
RW Part A New Client Service Utilization Report - 2nd Quarter (03/01-08/31)																		
Report reflects the number & demographics of clients served during the report period who did not receive services during previous 12 months (3/1/22- 2/28/23)																		
Priority	Service Category	Goal	Unduplicated New Clients Served YTD	Male	Female	Trans gender	AA (non-Hispanic)	White (non-Hispanic)	Other (non-Hispanic)	Hispanic	0-12	13-19	20-24	25-34	35-44	45-49	50-64	65 plus
1	Primary Medical Care	2,100	1,023	80%	18%	2%	46%	14%	3%	38%	0%	1%	8%	34%	28%	9%	2%	19%
2	LPAP	1,200	432	80%	16%	3%	46%	16%	3%	35%	0%	0%	6%	35%	29%	10%	1%	19%
3.a	Clinical Case Management	400	39	69%	28%	3%	59%	13%	3%	26%	0%	3%	5%	21%	26%	13%	10%	23%
3.b-3.h	Medical Case Management	1,600	527	78%	20%	2%	47%	17%	2%	34%	0%	0%	7%	35%	24%	8%	4%	22%
3.i	Medical Case Management - Targeted to Veterans	60	12	100%	0%	0%	58%	25%	8%	8%	0%	0%	0%	0%	8%	8%	42%	42%
4	Oral Health	40	19	63%	37%	0%	47%	26%	11%	16%	0%	0%	5%	32%	16%	11%	11%	26%
12.a. 12.c. 12.d.	Non-Medical Case Management (Service Linkage)	3,700	1,067	75%	24%	1%	52%	13%	3%	31%	0%	1%	6%	29%	25%	10%	24%	4%
12.b	Service Linkage at Testing Sites	260	50	76%	22%	2%	58%	10%	4%	28%	0%	4%	30%	26%	28%	6%	6%	0%
<i>Footnotes:</i>																		
(a)	Bundled Category																	
(b)	Age groups 13-19 and 20-24 combined together; Age groups 55-64 and 65+ combined together.																	
(d)	Funded by Part B and/or State Services																	
(e)	Total MCM served does not include Clinical Case Management																	
(f)	BO Pcare targeted to AA (1.b) and HL (1.c) goals represent combined Part A and MAI clients serve																	

The Houston Regional HIV/AIDS Resource Group, Inc.
FY 2122 DSHS State Services
Procurement Report
April 1, 2022 - August 31, 2022



Chart reflects spending through August 2022

Spending Target: 100%

Revised 10/5/2022

Priority	Service Category	Original Allocation per RWPC	% of Grant Award	Amendments per RWPC	Contractual Amount	Amendment	Contractual Amount	Date of Original Procurement	Expended YTD	Percent YTD
5	Health Insurance Premiums and Cost Sharing	\$853,137	70%	\$0	\$853,137	\$0	\$853,137	9/1/2020	\$890,785	104%
6	Mental Health Services (1)	\$75,000	6%	\$0	\$75,000	\$0	\$75,000	9/1/2020	\$54,400	73%
11	Hospice (2)	\$108,000	9%	\$0	\$108,000	\$0	\$108,000	9/1/2020	\$157,740	146%
13	Non Medical Case Management (1)	\$135,000	11%	\$0	\$135,000	\$0	\$135,000	9/1/2020	\$78,812	58%
16	Linguistic Services (1)	\$40,000	3%	\$0	\$40,000	\$0	\$40,000	9/1/2020	\$26,288	66%
Total Houston HSDA		1,211,137	100%	\$0	\$1,211,137	\$0	\$1,211,137		1,208,024	100%

Note The five-month allocation is based on available funds and not 5/12 of budget

- (1) Has had lower then expected servuce demand
- (2) Service utilization is increasing

2021 - 2022 DSHS State Services Service Utilization Report

4/1/2022 thru 08/31/2022 Houston HSDA

4th Quarter

Revised 9/23/2022

Funded Service	UDC		Gender				Race				Age Group							
	Goal	YTD	Male	Female	FTM	MTF	AA	White	Hisp	Other	0-12	13-19	20-24	25-34	35-44	45-49	50-64	65+
Health Insurance Premiums	2,300	752	81.78%	17.55%	0.00%	0.67%	36.83%	27.12%	33.11%	2.94%	0.00%	0.00%	1.35%	17.28%	17.55%	26.59%	30.85%	6.38%
Mental Health Services	250	141	82.28%	15.60%	0.00%	2.12%	46.09%	24.11%	29.07%	0.73%	0.00%	0.00%	0.70%	29.78%	20.56%	19.85%	23.44%	5.67%
Hospice	35	17	82.36%	17.64%	0.00%	0.00%	52.94%	17.64%	29.42%	0.00%	0.00%	0.00%	11.76%	11.76%	17.64%	47.08%	11.76%	
Non Medical Case Management	315	97	83.50%	14.43%	0.00%	2.07%	44.33%	17.52%	37.11%	1.04%	0.00%	0.00%	1.03%	17.55%	21.64%	24.74%	28.86%	6.18%
Linguistic Services	50	45	46.66%	51.11%	0.00%	2.23%	53.33%	11.11%	4.44%	31.12%	0.00%	0.00%	0.00%	6.69%	24.44%	37.77%	22.22%	8.88%
Unduplicated Clients Served By State Services Funds:	NA	1,052	75.32%	23.27%	0.00%	1.41%	46.70%	19.50%	26.63%	7.17%	0.00%	0.00%	0.62%	16.61%	19.19%	25.32%	30.49%	7.77%

4-1-2022 State Services Start date to mirror and support the TRG Procurement Report

completed by:
cvaguries

The Houston Regional HIV/AIDS Resource Group, Inc.
FY 2122 Ryan White Part B
Procurement Report
April 1, 2022 - March 31, 2023



Reflects spending through August 2022

Spending Target: 43%

Revised 10/5/22

Priority	Service Category	Original Allocation per RWPC	% of Grant Award	Amendment*	Contractual Amount	Amendment	Contractual Amount	Date of Original Procurement	Expended YTD	Percent YTD
4	Oral Health Service	\$1,658,878	48%	\$0	\$1,658,878	\$0	\$1,658,878	4/1/2021	\$516,078	31%
4	Oral Health Service -Prosthodontics	\$560,000	16%	\$0	\$560,000	\$0	\$560,000	4/1/2021	\$248,958	44%
5	Health Insurance Premiums and Cost Sharing (1)	\$1,107,702	32%	\$0	\$1,107,702	\$0	\$1,107,702	4/1/2021	\$219,658	20%
9	Home and Community Based Health Services (2)	\$113,315	3%	\$0	\$113,315	\$0	\$113,315	4/1/2021	\$31,920	28%
		\$0	0%	\$0	\$0					
Total Houston HSDA		3,439,895	100%	0	3,439,895	\$0	\$3,439,895		1,016,613	30%

Note: Spending variances of 10% of target will be addressed:

(1) HIP- Funded by Part A, B and State Services/. Provider spends grant funds by ending dates Part A -2/28; B-3/31;SS-8/31.

(2) Agency is behind on reporting

*Note TRG reallocated funds to avoid lapse in funds including reallocated funds from rural HSDAs.

Houston Ryan White Health Insurance Assistance Service Utilization Report



Period Reported:

09/01/2021-08/31/2022

Revised:

9/28/2022

Request by Type	Assisted			NOT Assisted		
	Number of Requests (UOS)	Dollar Amount of Requests	Number of Clients (UDC)	Number of Requests (UOS)	Dollar Amount of Requests	Number of Clients (UDC)
Medical Co-Payment	1490	\$184,247.72	523			0
Medical Deductible	137	\$142,581.02	103			0
Medical Premium	8089	\$2,290,085.35	918			0
Pharmacy Co-Payment	28931	\$1,519,887.67	1714			0
APTC Tax Liability	1	\$500.00	1			0
Out of Network Out of Pocket	0	\$0.00	0			0
ACA Premium Subsidy Repayment		\$18,046.03	33	NA	NA	NA
Totals:	38648	\$4,119,255.73	3292	0	\$0.00	

Comments: This report represents services provided under all grants.

FY 2022 RW PART A REQUESTS FOR ALLOCATION INCREASE (October 2022)

REVISED: 10/18/2022

Request Control Number	FY 22 Priority Rank	HRSA Service Category	Local Service Category or Subcategory	Amount of Request	FY 2021 Final Contract Amount	Expended 2021	Percent Expended	FY 2022 Contract Amount	FY 2022 Expended YTD	FY 2022 Percent YTD	FY 2022 Percent Expected YTD	Is agency currently in compliance with contract conditions and therefore eligible for increase?
1	1.a & 1.f 2.b 3.a 13.b & 13.c 16.a; 17	Outpatient/Ambulatory Health Services; Medical Case Management; Emergency Financial Assistance; Local Pharmacy Assistance; Non-Medical Case Management; Outreach	Community-based Primary Medical Care targeted to African American, Hispanic and White; Community-based Medical Case Management targeted to African American, Hispanic and White; EFA - Pharmacy; LPAP; Outreach; SLW	\$255,205	\$3,411,351	\$3,156,415	93%	\$2,725,155	\$1,336,948	49%	50%	Yes
2	1.b-1.d 2.c-2.e 3.b 13.d 16.a; 17	Outpatient/Ambulatory Health Services; Medical Case Management; Emergency Financial Assistance; Local Pharmacy Assistance; Non-Medical Case Management; Outreach	Community-based Primary Medical Care targeted to African American, Hispanic and White; Community-based Medical Case Management targeted to African American, Hispanic and White; EFA - Pharmacy; LPAP; Outreach; SLW	\$225,125	\$1,127,748	\$1,126,351	100%	\$592,888	\$244,479	41%	50%	Yes
3	1.b-1.d 2.c-2.e 3.b 13.d 16.a; 17	Outpatient/Ambulatory Health Services; Medical Case Management; Emergency Financial Assistance; Local Pharmacy Assistance; Non-Medical Case Management; Outreach	Community-based Primary Medical Care targeted to African American, Hispanic and White; Community-based Medical Case Management targeted to African American, Hispanic and White; EFA - Pharmacy; LPAP; Outreach; SLW	\$255,205	\$2,508,049	\$2,507,915	100%	\$1,934,618	\$1,066,801	55%	50%	Yes
				\$735,535	\$7,047,148	\$6,790,681		\$5,252,661	\$2,648,228			
Confirmed Funds Avail. for Reallocation				\$262,677								
Source of Funds Available for Reallocation:				Part A								
FY2021 Anticipated Unspent Funds				Explanation:								
				Unspent Admin, QM, and HIV Services								

Ryan White Allocation Increases as of 10-27-22: Ryan White Part A Funding

REVISED 10/31/22

Part A - Funds Available for Reallocation: \$262,677

Control No. / Priority No.	Yes, No or Maybe	Service Category	Amount Requested	Recommended Reallocations	Justification
RYAN WHITE PART A FUNDS					
Control #1 Priorities 1.a, 1.f, 2.b, 3.a-3.c, 16.a; 17		Community-based Primary Medical Care and Medical Case Mgmt. targeted to AA, Hispanic and White. EFA – Pharmacy; LPAP; Outreach & SLW	\$255,205	\$54,273.50 Psych \$50,000 SLW \$30,030 Outreach	Psychiatric services are expensive and high need. Planning council recognizes the need for service linkage and outreach workers.
Control #2 Priorities 1.b-1.d, 2.c- 2.e, 3.b, 13.d 16.a; 17		Community-based Primary Medical Care and Medical Case Mgmt. targeted to AA, Hispanic and White. EFA – Pharmacy; LPAP; Outreach & SLW	\$225,125	\$20,000 Disbursements	This is diagnostic screening tests – harder for people without health insurance to get access to these tests.
Control #3 Priorities 1.b-1.d, 2.c- 2.e, 3.b, 13.d 16.a; 17		Community-based Primary Medical Care and Medical Case Mgmt. targeted to AA, Hispanic and White. EFA – Pharmacy; LPAP; Outreach & SLW	\$255,205	\$59,473.50 Psych \$48,900 Nutr. Assess	Psychiatric services are expensive and high need. Nutritional assessment is needed to get nutritional supplements.
TOTALS			\$735,535	\$262,677	

MAI - Funds Available for Reallocation: \$ 273,335

RYAN WHITE MAI FUNDS

		Reimbursement to state ADAP program		\$273,335	Despite multiple requests from the AA, no providers requested the MAI funds so send these funds to reimburse the state ADAP program to avoid being penalized for returning funds.
--	--	-------------------------------------	--	-----------	---

Request for Service Category Increase
Ryan White Part A and MAI

A.	Name of Agency (not provided to RWPC)					
B.	Contract Number (not provided to RWPC)					
C.	Service Category Title (per RFP)	OAMC/MCM/SLW/OUTREACH/LPAP/EFA				Control No.
D.	Request for Increase under (check one):	Part A: X	or	MAI:		
	Request Period (check one):	April:	August:	Oct: X	Final Qtr:	
E.	Amount of additional funding Requested:	\$255,205.00				
F.	Unit of Service: (list only those units and disbursements where an increase is requested)	a. Number of units in current contract:	b. Cost/unit	c. Number of additional units requested:	d. Total (b x c)	
	1. Primary Health Care Visits	3596	\$275.00	455	\$125,125.00	
	2. Psychiatric Visits	265	\$130.00	385	\$50,050.00	
	3. Service Linkage Worker	12250	\$20.00	2500	\$50,000.00	
	4. Outreach	2545.4545	\$55.00	546	\$30,030.00	
	5.				\$0.00	
	6.				\$0.00	
	7.				\$0.00	
	8. Disbursements (list current amount in column a and requested amount in column c.)		N/A		\$0.00	
	9. Total additional funding (must match E. above):				\$255,205.00	
G.	Number of new/additional clients to be served with requested increase.					
H.	Number of clients served under current contract - Agencies must use the CPCDMS to document numbers served. De-identified CPCDMS-generated reports will be provided to the RWPC by RWGA.	a. Number of clients served per CPCDMS	b. Percent AA (non-Hispanic)	c. Percent White (non-Hispanic)	d. Percent Hispanic (all races)	e. Percent Male
	1. Number of clients that received this service under Part A (or MAI) in FY 2021.* (March 1, 2021 - February 28, 2022) *If agency was funded for service under Part A (or MAI) in FY 2020 - if not, mark these cells as "NA"	3366	44%	18%	38%	84%
	2. Number of clients that have received this service under Part A (or MAI) in FY 2021. a. April Request Period = Not Applicable b. July Request Period = 03/01/22 - 06/30/22 c. October Request Period = 03/01/22 - 09/30/22 d. 4th Qtr. Request Period = 03/01/22 - 11/30/22	2733	44%	17%	39%	85%
					15%	

Request for Service Category Increase
Ryan White Part A and MAI

<p>I. Additional Information Provided by Requesting Agency (subject to audit by RWGA). Answer all questions that are applicable to agency's current situation.</p> <p>1. Length of waiting time (in weeks) for an appointment for a new client:</p> <p>2. Length of waiting time (in weeks) for an appointment for a current client:</p> <p>3. Number of clients on a "waiting list" for services (per Part A SOC):</p> <p>4. Number of clients unable to access services monthly (number unable to make an appointment) (per Part A SOC):</p>	<p>a. Enter Number of Weeks in this column</p> <p align="center">4</p> <p align="center">3</p> <p align="center">0</p> <p align="center">0</p>	<p>b. How many Weeks will this be if full amount of request is received?</p> <p align="center">3</p> <p align="center">2</p> <p align="center">0</p> <p align="center">0</p>	<p>c. Comments (do not include agency name or identifying information):</p> <p>The agency has a large number of Ryan White patients seeking services referenced in this Request for Service Category Increase Form. The agency is requesting funding in order to sufficiently meet the continued demands for new Ryan White patients.</p> <p>The agency has a large number of Ryan White patients seeking services referenced in this Request for Service Category Increase Form. The agency is requesting funding in order to sufficiently meet the continued demands for existing Ryan White patients.</p> <p>The agency does not maintain a waiting list. The agency offers a limited number of same day appointment slots for patients.</p> <p>The agency offers a limited number of same day appointment slots for patients</p>
<p>J. List all other sources and amounts of funding for similar services currently in place with agency:</p> <p>1. RWA-Primary Health Care</p> <p>2. RWA-Psychiatric Visits</p> <p>3. RWA-Service Linkage Worker</p> <p>4. RWA-Outreach</p>	<p>a. Funding Source</p> <p>Harris County</p> <p>Harris County</p> <p>Harris County</p> <p>Harris County</p>	<p>b. End Date of Contract:</p> <p>2/28/23</p> <p>2/28/23</p> <p>2/28/23</p> <p>2/28/23</p>	<p>c. Amount</p> <p>\$988,900</p> <p>\$34,450</p> <p>\$245,000</p> <p>\$140,000</p> <p>d. Comment (50 words or less):</p> <p>Back-Bill @ 09/01/22 \$62,700 (228 units)</p> <p>Back-Bill @ 09/01/22 \$20,540 (158 units)</p> <p>Back-Bill @ 09/01/22 \$21,141.40 (1057.07 units)</p> <p>Back-Bill @ 09/01/22 \$17,610.45 (320.19 units)</p>
<p>K. Submit the following documentation at the same time as the request (budget narrative and fee-for-service budgets may be hard copy or fax). Revised Budget Narrative (Table I.A.) corresponding to the revised contract total (amount in Item F.9.d plus current contract amount). This form must be submitted electronically via email by published deadline to Heather Keizman: heather.keizman@pfs.hctx.net</p>			

HARRIS COUNTY PUBLIC HEALTH AND ENVIRONMENTAL SERVICES - RWGA
SERVICE UTILIZATION REPORT

[Agency]: [Grant]: All [Service]: ALL [Service Performer]: 0
 Services performed between 3/1/21 and 2/28/22 ' Type Encounter

[Age Group]: AgeGrp1 (expanded) [Include/Exclude SubCats]: INCLUDE

[Contract 1]: [Sub Cats 1]: PSYCH, INFEC, PHEXT, ASBPS, PCSLW, MTPSL, OUTCC, OUTFO, OUTFF, OUTPH [Contract 2]:

[Sub Cats 2]: PSYCH, INFEC, PHEXT, ASBPS, PCSLW, MTPSL, OUTCC, OUTFO, OUTFF, OUTPH

[Sub Cats 3]: PSYCH, INFEC, PHEXT, ASBPS, PCSLW, MTPSL, OUTCC, OUTFO, OUTFF, OUTPH

[Contract 3]: [Contract 4]: [Sub Cats 4]: PSYCH, INFEC, PHEXT, ASBPS, PCSLW, MTPSL, OUTCC, OUTFO, OUTFF, OUTPH [Contract 5]:

n/a [Sub Cats 5]: All

[MAI]: ALL [ShowDetail]: False [Registration Type]: ALL [NewClientsOnly]: No

RACE	AGE ²	BIRTH GENDER								
		MALE			FEMALE			BOTH GENDERS		
		Hispanic	Non-Hisp		Hispanic	Non-Hisp		Hispanic	Non-Hisp	
AFRICAN AMERICAN	0-12	0	0	0	0	0	0	0	0	0
	13-19	5	0	5	1	0	1	6	0	6
	20-24	82	4	78	9	0	9	91	4	87
	25-34	379	19	360	42	2	40	421	21	400
	35-44	207	11	196	74	5	69	281	16	265
	45-54	142	6	136	113	4	109	255	10	245
	55-64	133	1	132	43	0	43	176	1	175
	65+	25	1	24	15	0	15	40	1	39
	SubTotals:	973	42	931	297	11	286	1,270	53	1,217
ASIAN	0-12	0	0	0	0	0	0	0	0	0
	13-19	1	0	1	0	0	0	1	0	1
	20-24	1	0	1	0	0	0	1	0	1
	25-34	17	0	17	0	0	0	17	0	17
	35-44	13	0	13	1	0	1	14	0	14
	45-54	11	1	10	3	0	3	14	1	13
	55-64	3	0	3	0	0	0	3	0	3
	65+	0	0	0	0	0	0	0	0	0
	SubTotals:	46	1	45	4	0	4	50	1	49
MULTI-RACE	0-12	0	0	0	0	0	0	0	0	0
	13-19	0	0	0	0	0	0	0	0	0
	20-24	4	1	3	0	0	0	4	1	3
	25-34	8	2	6	0	0	0	8	2	6
	35-44	4	0	4	0	0	0	4	0	4
	45-54	6	2	4	1	1	0	7	3	4
	55-64	1	0	1	0	0	0	1	0	1
	65+	0	0	0	0	0	0	0	0	0
	SubTotals:	23	5	18	1	1	0	24	6	18
NATIVE AMERICAN	0-12	0	0	0	0	0	0	0	0	0
	13-19	0	0	0	0	0	0	0	0	0
	20-24	2	0	2	0	0	0	2	0	2
	25-34	3	1	2	0	0	0	3	1	2
	35-44	3	0	3	0	0	0	3	0	3
	45-54	2	1	1	0	0	0	2	1	1
	55-64	1	0	1	0	0	0	1	0	1
	65+	0	0	0	0	0	0	0	0	0
	SubTotals:	11	2	9	0	0	0	11	2	9
PAC.ISLND/HAWAII	0-12	0	0	0	0	0	0	0	0	0

RACE	AGE ²	BIRTH GENDER								
		MALE			FEMALE			BOTH GENDERS		
		Hispanic	Non-Hisp		Hispanic	Non-Hisp		Hispanic	Non-Hisp	
PAC.ISLND/HAWAII	13-19	0	0	0	0	0	0	0	0	0
	20-24	0	0	0	0	0	0	0	0	0
	25-34	3	0	3	0	0	0	3	0	3
	35-44	1	1	0	0	0	0	1	1	0
	45-54	1	0	1	0	0	0	1	0	1
	55-64	0	0	0	0	0	0	0	0	0
	65+	0	0	0	0	0	0	0	0	0
	SubTotals:	5	1	4	0	0	0	5	1	4
WHITE	0-12	0	0	0	0	0	0	0	0	0
	13-19	1	1	0	0	0	0	1	1	0
	20-24	62	50	12	4	3	1	66	53	13
	25-34	410	289	121	19	18	1	429	307	122
	35-44	347	247	100	38	26	12	385	273	112
	45-54	297	169	128	38	29	9	335	198	137
	55-64	192	88	104	34	25	9	226	113	113
	65+	36	17	19	6	5	1	42	22	20
	SubTotals:	1,345	861	484	139	106	33	1,484	967	517
ALL RACES	0-12	0	0	0	0	0	0	0	0	0
	13-19	7	1	6	1	0	1	8	1	7
	20-24	151	55	96	13	3	10	164	58	106
	25-34	820	311	509	61	20	41	881	331	550
	35-44	575	259	316	113	31	82	688	290	398
	45-54	459	179	280	155	34	121	614	213	401
	55-64	330	89	241	77	25	52	407	114	293
	65+	61	18	43	21	5	16	82	23	59
	SubTotals:	2,403	912	1,491	441	118	323	2,844	1,030	1,814

Clients Served This Period

Unduplicated clients:	2844
Client visits: ³	6973
Spanish speaking (primary language at home) clients served:	476
Deaf/hard of hearing clients served:	15
Blind/sight impaired clients served:	22
Homeless clients served:	274
Transgender M to F clients served:	80
Transgender F to M clients served:	3
Clients served this period who live w/in Harris County:	2638
Clients served this period who live outside Harris County:	206
Active substance abuse clients served:	16
Active psychiatric illness clients served:	29

Methods of Exposure (not mutually exclusive)

Perinatal Transmission	25
Hemophilia Coagulation	1
Transfusion	21
Heterosexual Contact	590
MSM (not IDU)	1473
IV Drug Use (not MSM)	46
MSM/IDU	10
Multiple Exposure Categories	78
Other risk	674
<u>Multi-Race Breakdown</u>	
ASN,WHT	5
BLK,NTV	2
BLK,NTV,WHT	1
BLK,WHT	12
HWN,WHT	1
NTV,WHT	3

HARRIS COUNTY PUBLIC HEALTH AND ENVIRONMENTAL SERVICES - RWGA
SERVICE UTILIZATION REPORT

#1

[Agency]: [Grant]: All [Service]: ALL [Service Performer]: 0
 Services performed between 3/1/21 and 2/28/22 1 Type Encounter

[Age Group]: AgeGrp1 (expanded) [Include/Exclude SubCats]: INCLUDE

[Sub Cats 1]: PSYCH, INFEC, PHEXT, ASBPS, PCSLW, MTPSL, OUTCC, OUTFO, OUTFF, OUTPH [Contract

[Sub Cats 2]: PSYCH, INFEC, PHEXT, ASBPS, PCSLW, MTPSL, OUTCC, OUTFO, OUTFF, OUTPH

[Contract 3]: n/a [Sub Cats 3]: All

[Contract 4]: n/a [Sub Cats 4]: All [Contract 5]: n/a [Sub Cats 5]: All

[MAI]: ALL [ShowDetail]: False [Registration Type]: ALL [NewClientsOnly]: No 3

[Contract 1]:
 2]:

RACE	AGE ²	BIRTH GENDER									
		MALE			FEMALE			BOTH GENDERS			
		Hispanic	Non-Hisp		Hispanic	Non-Hisp		Hispanic	Non-Hisp		
AFRICAN AMERICAN	0-12	0	0	0	0	0	0	0	0	0	0
	13-19	2	0	2	0	0	0	2	0	2	
	20-24	16	1	15	2	0	2	18	1	17	
	25-34	79	4	75	14	0	14	93	4	89	
	35-44	45	1	44	15	3	12	60	4	56	
	45-54	27	0	27	17	1	16	44	1	43	
	55-64	28	0	28	8	0	8	36	0	36	
	65+	6	0	6	2	0	2	8	0	8	
	SubTotals:	203	6	197	58	4	54	261	10	251	
ASIAN	0-12	0	0	0	0	0	0	0	0	0	
	13-19	0	0	0	0	0	0	0	0	0	
	20-24	0	0	0	0	0	0	0	0	0	
	25-34	0	0	0	0	0	0	0	0	0	
	35-44	1	0	1	0	0	0	1	0	1	
	45-54	0	0	0	1	0	1	1	0	1	
	55-64	0	0	0	0	0	0	0	0	0	
	65+	0	0	0	0	0	0	0	0	0	
	SubTotals:	1	0	1	1	0	1	2	0	2	
MULTI-RACE	0-12	0	0	0	0	0	0	0	0	0	
	13-19	0	0	0	0	0	0	0	0	0	
	20-24	0	0	0	0	0	0	0	0	0	
	25-34	2	2	0	0	0	0	2	2	0	
	35-44	0	0	0	0	0	0	0	0	0	
	45-54	0	0	0	1	1	0	1	1	0	
	55-64	0	0	0	0	0	0	0	0	0	
	65+	0	0	0	0	0	0	0	0	0	
	SubTotals:	2	2	0	1	1	0	3	3	0	
NATIVE AMERICAN	0-12	0	0	0	0	0	0	0	0	0	
	13-19	0	0	0	0	0	0	0	0	0	
	20-24	0	0	0	0	0	0	0	0	0	
	25-34	1	0	1	0	0	0	1	0	1	
	35-44	0	0	0	0	0	0	0	0	0	
	45-54	1	1	0	0	0	0	1	1	0	
	55-64	1	1	0	1	1	0	2	2	0	
	65+	0	0	0	0	0	0	0	0	0	
	SubTotals:	3	2	1	1	1	0	4	3	1	
PAC.ISLND/HAWAII	0-12	0	0	0	0	0	0	0	0	0	
	13-19	0	0	0	0	0	0	0	0	0	

RACE	AGE ²	BIRTH GENDER									
		MALE			FEMALE			BOTH GENDERS			
		Hispanic	Non-Hisp		Hispanic	Non-Hisp		Hispanic	Non-Hisp		
PAC.ISLND/HAWAII	20-24	0	0	0	0	0	0	0	0	0	0
	25-34	1	0	1	0	0	0	1	0	1	
	35-44	0	0	0	0	0	0	0	0	0	
	45-54	0	0	0	0	0	0	0	0	0	
	55-64	0	0	0	0	0	0	0	0	0	
	65+	0	0	0	0	0	0	0	0	0	
	SubTotals:	1	0	1	0	0	0	1	0	1	
WHITE	0-12	0	0	0	0	0	0	0	0	0	
	13-19	0	0	0	0	0	0	0	0	0	
	20-24	9	6	3	3	3	0	12	9	3	
	25-34	72	48	24	6	5	1	78	53	25	
	35-44	62	39	23	10	7	3	72	46	26	
	45-54	44	24	20	2	1	1	46	25	21	
	55-64	24	9	15	10	8	2	34	17	17	
	65+	7	3	4	2	2	0	9	5	4	
	SubTotals:	218	129	89	33	26	7	251	155	96	
ALL RACES	0-12	0	0	0	0	0	0	0	0	0	
	13-19	2	0	2	0	0	0	2	0	2	
	20-24	25	7	18	5	3	2	30	10	20	
	25-34	155	54	101	20	5	15	175	59	116	
	35-44	108	40	68	25	10	15	133	50	83	
	45-54	72	25	47	21	3	18	93	28	65	
	55-64	53	10	43	19	9	10	72	19	53	
	65+	13	3	10	4	2	2	17	5	12	
	SubTotals:	428	139	289	94	32	62	522	171	351	

Clients Served This Period

Unduplicated clients:	522
Client visits: ³	1316
Spanish speaking (primary language at home) clients served:	80
Deaf/hard of hearing clients served:	7
Blind/sight impaired clients served:	6
Homeless clients served:	87
Transgender M to F clients served:	16
Transgender F to M clients served:	1
Clients served this period who live w/in Harris County:	490
Clients served this period who live outside Harris County:	32
Active substance abuse clients served:	7
Active psychiatric illness clients served:	10

Methods of Exposure (not mutually exclusive)

Perinatal Transmission	8
Hemophilia Coagulation	1
Transfusion	6
Heterosexual Contact	127
MSM (not IDU)	272
IV Drug Use (not MSM)	7
MSM/IDU	1
Multiple Exposure Categories	14
Other risk	106
Multi-Race Breakdown	
BLK,WHT	2
NTV,WHT	1

FOOTNOTES

¹ Visit = time spent per client per agency per service per day

² Age as of client max service date

³ If New Client = Yes is selected then clients were only included if they had no encounters (for the service, agency, and grant selected) in the twelve months prior to 3/1/2021; encounters (for the service, agency, and grant selected) may or may not have occurred prior to 03/01/20.

[4] Contracts, Subcats, Service Performer, Grants, MAI ignored for SURTypes (Bus Voucher, Ride Share, Ending The Epidemic)

HARRIS COUNTY PUBLIC HEALTH AND ENVIRONMENTAL SERVICES - RWGA
SERVICE UTILIZATION REPORT

#1

[Agency]: [Grant]: All [Service]: ALL [Service Performer]: 0
 Services performed between 3/1/22 and 9/30/22 ' Type Encounter

[Age Group]: AgeGrp1 (expanded) [Include/Exclude SubCats]: INCLUDE

[Contract 1]: [Sub Cats 1]: PSYCH, INFEC, PHEXT, ASBPS, PCSLW, MTPSL, OUTCC, OUTFO, OUTFF, OUTPH [Contract

[Sub Cats 2]: PSYCH, INFEC, PHEXT, ASBPS, PCSLW, MTPSL, OUTCC, OUTFO, OUTFF, OUTPH

[Sub Cats 3]: PSYCH, INFEC, PHEXT, ASBPS, PCSLW, MTPSL, OUTCC, OUTFO, OUTFF, OUTPH

[Contract 2]: [Sub Cats 4]: PSYCH, INFEC, PHEXT, ASBPS, PCSLW, MTPSL, OUTCC, OUTFO, OUTFF, OUTPH [Contract
 3]: [Sub Cats 5]: n/a [Sub Cats 5]: All

[Contract 4]: [MAI]: ALL [ShowDetail]: False [Registration Type]: ALL [NewClientsOnly]: No 3

RACE	AGE ²	BIRTH GENDER								
		MALE			FEMALE			BOTH GENDERS		
		Hispanic	Non-Hisp		Hispanic	Non-Hisp		Hispanic	Non-Hisp	
AFRICAN AMERICAN	0-12	0	0	0	0	0	0	0	0	0
	13-19	1	0	1	0	0	0	1	0	1
	20-24	11	1	10	0	0	0	11	1	10
	25-34	50	3	47	4	0	4	54	3	51
	35-44	30	1	29	10	0	10	40	1	39
	45-54	22	0	22	15	0	15	37	0	37
	55-64	22	0	22	8	0	8	30	0	30
	65+	9	0	9	2	0	2	11	0	11
	SubTotals:	145	5	140	39	0	39	184	5	179
ASIAN	0-12	0	0	0	0	0	0	0	0	0
	13-19	0	0	0	0	0	0	0	0	0
	20-24	0	0	0	0	0	0	0	0	0
	25-34	15	0	15	0	0	0	15	0	15
	35-44	10	0	10	1	0	1	11	0	11
	45-54	9	0	9	3	0	3	12	0	12
	55-64	3	0	3	0	0	0	3	0	3
	65+	0	0	0	0	0	0	0	0	0
	SubTotals:	37	0	37	4	0	4	41	0	41
MULTI-RACE	0-12	0	0	0	0	0	0	0	0	0
	13-19	0	0	0	0	0	0	0	0	0
	20-24	1	0	1	0	0	0	1	0	1
	25-34	5	0	5	0	0	0	5	0	5
	35-44	3	0	3	0	0	0	3	0	3
	45-54	1	0	1	0	0	0	1	0	1
	55-64	0	0	0	0	0	0	0	0	0
	65+	0	0	0	0	0	0	0	0	0
	SubTotals:	10	0	10	0	0	0	10	0	10
NATIVE AMERICAN	0-12	0	0	0	0	0	0	0	0	0
	13-19	0	0	0	0	0	0	0	0	0
	20-24	0	0	0	0	0	0	0	0	0
	25-34	2	0	2	0	0	0	2	0	2
	35-44	2	0	2	0	0	0	2	0	2
	45-54	1	0	1	0	0	0	1	0	1
	55-64	3	0	3	0	0	0	3	0	3
	65+	0	0	0	0	0	0	0	0	0
	SubTotals:	8	0	8	0	0	0	8	0	8
PAC.ISLND/HAWAII	0-12	0	0	0	0	0	0	0	0	

RACE	AGE ²	BIRTH GENDER								
		MALE			FEMALE			BOTH GENDERS		
		Hispanic	Non-Hisp		Hispanic	Non-Hisp		Hispanic	Non-Hisp	
PAC.ISLND/HAWAII	13-19	0	0	0	0	0	0	0	0	0
	20-24	0	0	0	0	0	0	0	0	0
	25-34	3	0	3	0	0	0	3	0	3
	35-44	0	0	0	0	0	0	0	0	0
	45-54	1	0	1	0	0	0	1	0	1
	55-64	0	0	0	0	0	0	0	0	0
	65+	0	0	0	0	0	0	0	0	0
	SubTotals:	4	0	4	0	0	0	4	0	4
WHITE	0-12	0	0	0	0	0	0	0	0	0
	13-19	0	0	0	0	0	0	0	0	0
	20-24	12	4	8	0	0	0	12	4	8
	25-34	130	28	102	6	4	2	136	32	104
	35-44	122	24	98	15	2	13	137	26	111
	45-54	112	15	97	8	0	8	120	15	105
	55-64	106	7	99	10	4	6	116	11	105
	65+	29	1	28	2	1	1	31	2	29
	SubTotals:	511	79	432	41	11	30	552	90	462
ALL RACES	0-12	0	0	0	0	0	0	0	0	0
	13-19	1	0	1	0	0	0	1	0	1
	20-24	24	5	19	0	0	0	24	5	19
	25-34	205	31	174	10	4	6	215	35	180
	35-44	167	25	142	26	2	24	193	27	166
	45-54	146	15	131	26	0	26	172	15	157
	55-64	134	7	127	18	4	14	152	11	141
	65+	38	1	37	4	1	3	42	2	40
	SubTotals:	715	84	631	84	11	73	799	95	704

Clients Served This Period

Unduplicated clients:	799
Client visits: ³	1989
Spanish speaking (primary language at home) clients served:	32
Deaf/hard of hearing clients served:	10
Blind/sight impaired clients served:	10
Homeless clients served:	118
Transgender M to F clients served:	18
Transgender F to M clients served:	0
Clients served this period who live w/in Harris County:	722
Clients served this period who live outside Harris County:	77
Active substance abuse clients served:	6
Active psychiatric illness clients served:	11

Methods of Exposure (not mutually exclusive)

Perinatal Transmission	3
Hemophilia Coagulation	1
Transfusion	6
Heterosexual Contact	130
MSM (not IDU)	471
JV Drug Use (not MSM)	12
MSM/IDU	4
Multiple Exposure Categories	23
Other risk	166
<u>Multi-Race Breakdown</u>	
ASN,WHT	6
BLK,NTV	1
BLK,NTV,WHT	1
NTV,WHT	2

HARRIS COUNTY PUBLIC HEALTH AND ENVIRONMENTAL SERVICES - RWGA
SERVICE UTILIZATION REPORT

[Agency]: [Grant]: All [Service]: ALL [Service Performer]: 0
 Services performed between 3/1/22 and 9/30/22 1 Type Encounter

#1

[Age Group]: AgeGrp1 (expanded) [Include/Exclude SubCats]: INCLUDE

[Contract 1]: Sub Cats 1: PSYCH, INFEC, PHEXT, ASBPS, PCSLW, MTPSL, OUTCC, OUTFO, OUTFF, OUTPH [Contract 2]:

[Sub Cats 2]: PSYCH, INFEC, PHEXT, ASBPS, PCSLW, MTPSL, OUTCC, OUTFO, OUTFF, OUTPH

[Sub Cats 3]: PSYCH, INFEC, PHEXT, ASBPS, PCSLW, MTPSL, OUTCC, OUTFO, OUTFF, OUTPH

[Contract 3]:

[Sub Cats 4]: PSYCH, INFEC, PHEXT, ASBPS, PCSLW, MTPSL, OUTCC, OUTFO, OUTFF, OUTPH [Contract 5]: n/a [Sub Cats 5]: All

[Contract 4]:

[MAI]: ALL [ShowDetail]: False [Registration Type]: ALL [NewClientsOnly]: No 3

RACE	AGE ²	BIRTH GENDER									
		MALE			FEMALE			BOTH GENDERS			
		Hispanic	Non-Hisp		Hispanic	Non-Hisp		Hispanic	Non-Hisp		
AFRICAN AMERICAN	0-12	0	0	0	0	0	0	0	0	0	0
	13-19	1	1	0	0	0	0	1	1	0	
	20-24	75	6	69	7	0	7	82	6	76	
	25-34	291	15	276	32	3	29	323	18	305	
	35-44	172	6	166	73	6	67	245	12	233	
	45-54	128	3	125	82	3	79	210	6	204	
	55-64	123	1	122	44	1	43	167	2	165	
	65+	31	0	31	13	1	12	44	1	43	
	SubTotals:	821	32	789	251	14	237	1,072	46	1,026	
ASIAN	0-12	0	0	0	0	0	0	0	0	0	
	13-19	0	0	0	0	0	0	0	0	0	
	20-24	0	0	0	0	0	0	0	0	0	
	25-34	0	0	0	0	0	0	0	0	0	
	35-44	0	0	0	0	0	0	0	0	0	
	45-54	1	1	0	0	0	0	1	1	0	
	55-64	0	0	0	0	0	0	0	0	0	
	65+	0	0	0	0	0	0	0	0	0	
	SubTotals:	1	1	0	0	0	0	1	1	0	
MULTI-RACE	0-12	0	0	0	0	0	0	0	0	0	
	13-19	0	0	0	0	0	0	0	0	0	
	20-24	2	0	2	0	0	0	2	0	2	
	25-34	11	4	7	0	0	0	11	4	7	
	35-44	3	1	2	0	0	0	3	1	2	
	45-54	6	4	2	0	0	0	6	4	2	
	55-64	0	0	0	0	0	0	0	0	0	
	65+	0	0	0	0	0	0	0	0	0	
	SubTotals:	22	9	13	0	0	0	22	9	13	
NATIVE AMERICAN	0-12	0	0	0	0	0	0	0	0	0	
	13-19	0	0	0	0	0	0	0	0	0	
	20-24	0	0	0	0	0	0	0	0	0	
	25-34	1	1	0	0	0	0	1	1	0	
	35-44	0	0	0	0	0	0	0	0	0	
	45-54	0	0	0	0	0	0	0	0	0	
	55-64	0	0	0	0	0	0	0	0	0	
	65+	0	0	0	0	0	0	0	0	0	
	SubTotals:	1	1	0	0	0	0	1	1	0	
WHITE	0-12	0	0	0	0	0	0	0	0	0	

RACE	AGE ²	BIRTH GENDER								
		MALE			FEMALE			BOTH GENDERS		
		Hispanic	Non-Hisp		Hispanic	Non-Hisp		Hispanic	Non-Hisp	
WHITE	13-19	2	2	0	0	0	0	2	2	0
	20-24	42	42	0	1	1	0	43	43	0
	25-34	247	247	0	14	14	0	261	261	0
	35-44	213	211	2	23	23	0	236	234	2
	45-54	148	148	0	17	17	0	165	165	0
	55-64	99	98	1	19	19	0	118	117	1
	65+	11	11	0	2	2	0	13	13	0
	SubTotals:	762	759	3	76	76	0	838	835	3
ALL RACES	0-12	0	0	0	0	0	0	0	0	0
	13-19	3	3	0	0	0	0	3	3	0
	20-24	119	48	71	8	1	7	127	49	78
	25-34	550	267	283	46	17	29	596	284	312
	35-44	388	218	170	96	29	67	484	247	237
	45-54	283	156	127	99	20	79	382	176	206
	55-64	222	99	123	63	20	43	285	119	166
	65+	42	11	31	15	3	12	57	14	43
	SubTotals:	1,607	802	805	327	90	237	1,934	892	1,042

Clients Served This Period

Unduplicated clients:	1934
Client visits: ³	4077
Spanish speaking (primary language at home) clients served:	398
Deaf/hard of hearing clients served:	10
Blind/sight impaired clients served:	13
Homeless clients served:	172
Transgender M to F clients served:	57
Transgender F to M clients served:	0
Clients served this period who live w/in Harris County:	1816
Clients served this period who live outside Harris County:	118
Active substance abuse clients served:	4
Active psychiatric illness clients served:	13

Methods of Exposure (not mutually exclusive)

Perinatal Transmission	18
Hemophilia Coagulation	1
Transfusion	16
Heterosexual Contact	445
MSM (not IDU)	980
IV Drug Use (not MSM)	20
MSM/IDU	6
Multiple Exposure Categories	51
Other risk	458
<u>Multi-Race Breakdown</u>	
ASN,WHT	1
BLK,NTV	3
BLK,NTV,HWN,WHT	1
BLK,NTV,WHT	1
BLK,WHT	14
NTV,WHT	2

FOOTNOTES

¹ Visit = time spent per client per agency per service per day

² Age as of client max service date

³ If New Client = Yes is selected then clients were only included if they had no encounters (for the service, agency, and grant selected) in the twelve months prior to 3/1/2022; encounters (for the service, agency, and grant selected) may or may not have occurred prior to 03/01/21.

[4] Contracts, Subcats, Service Performer, Grants, MAI ignored for SURTypes (Bus Voucher, Ride Share, Ending The Epidemic)

Request for Service Category Increase
Ryan White Part A and MAI

A.	Name of Agency (not provided to RWPC)						
B.	Contract Number (not provided to RWPC)						
C.	Service Category Title (per RFP)	Pcare, MCM, SLW, LPAP, EFA, OUTRE, EHE				Control No.	2
D.	Request for Increase under (check one):	Part A: <input checked="" type="checkbox"/>	or	MAI: <input type="checkbox"/>			
	Request Period (check one):	April: <input type="checkbox"/>	August: <input type="checkbox"/>	Oct: <input type="checkbox"/>	Final Qtr: <input type="checkbox"/>		
E.	Amount of additional funding Requested:						
F.	Unit of Service: (list only those units and disbursements where an increase is requested)	a. Number of units in current contract:	b. Cost/unit	c. Number of additional units requested:	d. Total: (b x c)		
	1. Physician Visits	824	\$275.00	855	\$235,125.00		
	2.				\$0.00		
	3.				\$0.00		
	4.				\$0.00		
	5.				\$0.00		
	6.				\$0.00		
	7.				\$0.00		
	8. Disbursements (list current amount in column a. and requested amount in column c.)	\$81,250.00	N/A	\$20,000.00	\$20,000.00		
	9. Total additional funding (must match E. above):				\$255,125.00		
G.	Number of new/additional clients to be served with requested increase	0					
H.	Number of clients served under current contract - Agencies must use the CPCDMS to document numbers served. De-identified CPCDMS-generated reports will be provided to the RWPC by RWGA.	a. Number of clients served per CPCDMS	b. Percent AA (non-Hispanic)	c. Percent White (non-Hispanic)	d. Percent Hispanic (all races)	e. Percent Male	f. Percent Female
	1. Number of clients that received this service under Part A (or MAI) in FY 2021.* (March 1, 2021 - February 28, 2022) *If agency was funded for service under Part A (or MAI) in FY 2020 - if not, mark these cells as "NA"	910	57%	13%	29%	72%	28%
	2. Number of clients that have received this service under Part A (or MAI) in FY 2021. a. April Request Period = Not Applicable b. July Request Period = 03/01/22 - 06/30/22 c. October Request Period = 03/01/22 - 09/30/22 d. 4th Qtr. Request Period = 03/01/22 - 11/30/22	736	53%	14%	33%	78%	22%

Request for Service Category Increase
Ryan White Part A and MAI

I.	Additional Information Provided by Requesting Agency (subject to audit by RWGA). Answer all questions that are applicable to agency's current situation.	a. Enter Number of Weeks in this column	b. How many Weeks will this be if full amount of request is received?	c. Comments (do not include agency name or identifying information):	
	1. Length of waiting time (in weeks) for an appointment for a new client:	0	0	none	
	2. Length of waiting time (in weeks) for an appointment for a current client.	0	0	none	
	3. Number of clients on a "waiting list" for services (per Part A SOC):	0	0	none	
	3. Number of clients unable to access services monthly (number unable to make an appointment) (per Part A SOC):	0	0	none	
J	List all other sources and amounts of funding for similar services currently in place with agency:	a. Funding Source:	b. End Date of Contract:	c. Amount	d. Comment (50 words or less):
	1. Physician Visits	Part A	2/28/23	\$365,475	Currently we have 1,329 units in NP (AA, HL, & WHT)
	2. Disbursements	Part A	3/1/23	\$20,664	Currently we have \$20,664 in NP for Diagnostic Procedures
	3.				
	4				
K.	Submit the following documentation at the same time as the request (budget narrative and fee-for-service budgets may be hard copy or fax):				
	Revised Budget Narrative (Table I.A.) corresponding to the revised contract total (amount in Item F.9.d. plus current contract amount)				
	This form must be submitted electronically via email by published deadline to Heather Keizman: heather.keizman@phs.hctx.net				

HARRIS COUNTY PUBLIC HEALTH AND ENVIRONMENTAL SERVICES - RWGA
SERVICE UTILIZATION REPORT

[Agency]: [Grant]: RW1 [Service]: ALL [Service Performer]: 0
 Services performed between 3/1/22 and 9/30/22¹ Type Encounter
 [Age Group]: AgeGrp1 (expanded) [Include/Exclude SubCats]: INCLUDE #2
 [Contract 1]: ALL [Sub Cats 1]: All [Contract 2]: n/a [Sub Cats 2]: All
 [Contract 3]: n/a [Sub Cats 3]: All
 [Contract 4]: n/a [Sub Cats 4]: All [Contract 5]: n/a [Sub Cats 5]: All
 [MAJ]: ALL [ShowDetail]: False [Registration Type]: ALL [NewClientsOnly]: No³

RACE	AGE ²	BIRTH GENDER								
		MALE			FEMALE			BOTH GENDERS		
		Hispanic	Non-Hisp		Hispanic	Non-Hisp		Hispanic	Non-Hisp	
AFRICAN AMERICAN	0-12	0	0	0	0	0	0	0	0	0
	13-19	1	0	1	0	0	0	1	0	1
	20-24	36	0	36	2	1	1	38	1	37
	25-34	158	3	155	26	0	26	184	3	181
	35-44	57	3	54	44	2	42	101	5	96
	45-54	21	0	21	34	0	34	55	0	55
	55-64	6	0	6	5	0	5	11	0	11
	65+	4	0	4	5	0	5	9	0	9
	SubTotals:	283	6	277	116	3	113	399	9	390
ASIAN	0-12	0	0	0	0	0	0	0	0	0
	13-19	1	0	1	0	0	0	1	0	1
	20-24	0	0	0	0	0	0	0	0	0
	25-34	4	0	4	1	0	1	5	0	5
	35-44	1	0	1	0	0	0	1	0	1
	45-54	0	0	0	1	0	1	1	0	1
	55-64	1	0	1	0	0	0	1	0	1
	65+	0	0	0	1	0	1	1	0	1
	SubTotals:	7	0	7	3	0	3	10	0	10
MULTI-RACE	0-12	0	0	0	0	0	0	0	0	0
	13-19	0	0	0	0	0	0	0	0	0
	20-24	0	0	0	0	0	0	0	0	0
	25-34	7	2	5	0	0	0	7	2	5
	35-44	2	0	2	0	0	0	2	0	2
	45-54	1	0	1	0	0	0	1	0	1
	55-64	0	0	0	0	0	0	0	0	0
	65+	0	0	0	0	0	0	0	0	0
	SubTotals:	10	2	8	0	0	0	10	2	8
NATIVE AMERICAN	0-12	0	0	0	0	0	0	0	0	0
	13-19	0	0	0	0	0	0	0	0	0
	20-24	2	0	2	0	0	0	2	0	2
	25-34	0	0	0	0	0	0	0	0	0
	35-44	0	0	0	0	0	0	0	0	0
	45-54	1	0	1	0	0	0	1	0	1
	55-64	0	0	0	0	0	0	0	0	0
	65+	0	0	0	0	0	0	0	0	0
	SubTotals:	3	0	3	0	0	0	3	0	3
PAC.ISLND/HAWAII	0-12	0	0	0	0	0	0	0	0	0
	13-19	0	0	0	0	0	0	0	0	0
	20-24	0	0	0	0	0	0	0	0	0
	25-34	0	0	0	1	0	1	1	0	1
	35-44	0	0	0	0	0	0	0	0	0
	45-54	0	0	0	0	0	0	0	0	0
	55-64	0	0	0	0	0	0	0	0	0
	65+	0	0	0	0	0	0	0	0	0

	SubTotals:	0	0	0	1	0	1	1	0	1
WHITE	0-12	0	0	0	0	0	0	0	0	0
	13-19	2	2	0	0	0	0	2	2	0
	20-24	28	25	3	0	0	0	28	25	3
	25-34	103	81	22	13	10	3	116	91	25
	35-44	59	45	14	17	15	2	76	60	16
	45-54	37	22	15	6	5	1	43	27	16
	55-64	36	19	17	5	4	1	41	23	18
	65+	7	3	4	0	0	0	7	3	4
	SubTotals:	272	197	75	41	34	7	313	231	82
ALL RACES	0-12	0	0	0	0	0	0	0	0	0
	13-19	4	2	2	0	0	0	4	2	2
	20-24	66	25	41	2	1	1	68	26	42
	25-34	272	86	186	41	10	31	313	96	217
	35-44	119	48	71	61	17	44	180	65	115
	45-54	60	22	38	41	5	36	101	27	74
	55-64	43	19	24	10	4	6	53	23	30
	65+	11	3	8	6	0	6	17	3	14
	SubTotals:	575	205	370	161	37	124	736	242	494

Clients Served This Period

Unduplicated clients:	736
Client visits: ¹	1705
Spanish speaking (primary language at home) clients served:	146
Deaf/hard of hearing clients served:	0
Blind/sight impaired clients served:	4
Homeless clients served:	68
Transgender M to F clients served:	14
Transgender F to M clients served:	0
Clients served this period who live w/in Harris County:	690
Clients served this period who live outside Harris County:	46
Active substance abuse clients served:	2
Active psychiatric illness clients served:	2

Methods of Exposure (not mutually exclusive)

Perinatal Transmission	6
Hemophilia Coagulation	0
Transfusion	5
Heterosexual Contact	244
MSM (not IDU)	436
IV Drug Use (not MSM)	4
MSM/IDU	1
Multiple Exposure Categories	17
Other risk	54

Multi-Race Breakdown

ASN,WHT	1
BLK,ASN	1
BLK,HWN,WHT	1
BLK,NTV	1
BLK,NTV,WHT	1
BLK,WHT	4
NTV,WHT	1

FOOTNOTES

¹ Visit = time spent per client per agency per service per day

² Age as of client max service date

³ If New Client = Yes is selected then clients were only included if they had no encounters (for the service, agency, and grant selected) in the twelve months prior to 3/1/2022; encounters (for the service, agency, and grant selected) may or may not have occurred prior to 03/01/21

[4] Contracts, Subcas, Service Performer, Grants, MAI ignored for SURTypes (Bus Voucher, Ride Share, Ending The Epidemic)

HARRIS COUNTY PUBLIC HEALTH AND ENVIRONMENTAL SERVICES - RWGA

SERVICE UTILIZATION REPORT

[Agency]: [Grant]: RWJ [Service]: ALL [Service Performer]: 0
 Services performed between 3/1/21 and 2/28/22 Type Encounter
 [Age Group]: AgeGrp1 (expanded) [Include/Exclude SubCats]: INCLUDE
 [Contract 1]: ALL [Sub Cats 1]: All [Contract 2]: n/a [Sub Cats 2]: All
 [Contract 3]: n/a [Sub Cats 3]: All
 [Contract 4]: n/a [Sub Cats 4]: All [Contract 5]: n/a [Sub Cats 5]: All

#2

[[MAD]]: ALL [Show Details]: False [Registration Type]: ALL [New Clients Only]: No

RACE	AGE ²	BIRTH GENDER									
		MALE			FEMALE			BOTH GENDERS			
		Hispanic	Non-Hisp		Hispanic	Non-Hisp		Hispanic	Non-Hisp		
AFRICAN AMERICAN	0-12	0	0	0	0	0	0	0	0	0	0
	13-19	3	0	3	0	0	0	3	0	3	
	20-24	40	0	40	7	1	6	47	1	46	
	25-34	189	2	187	52	0	52	241	2	239	
	35-44	79	4	75	78	3	75	157	7	150	
	45-54	29	0	29	35	0	35	64	0	64	
	55-64	6	0	6	10	0	10	16	0	16	
	65+	2	0	2	1	0	1	3	0	3	
	SubTotals:	348	6	342	183	4	179	531	10	521	
ASIAN	0-12	0	0	0	0	0	0	0	0	0	
	13-19	1	0	1	0	0	0	1	0	1	
	20-24	1	0	1	0	0	0	1	0	1	
	25-34	1	0	1	0	0	0	1	0	1	
	35-44	0	0	0	0	0	0	0	0	0	
	45-54	4	0	4	1	0	1	5	0	5	
	55-64	1	0	1	0	0	0	1	0	1	
	65+	0	0	0	0	0	0	0	0	0	
	SubTotals:	8	0	8	1	0	1	9	0	9	
MULTI-RACE	0-12	0	0	0	0	0	0	0	0	0	
	13-19	0	0	0	0	0	0	0	0	0	
	20-24	1	0	1	0	0	0	1	0	1	
	25-34	8	3	5	0	0	0	8	3	5	
	35-44	4	1	3	1	0	1	5	1	4	
	45-54	1	0	1	0	0	0	1	0	1	
	55-64	0	0	0	0	0	0	0	0	0	
	65+	0	0	0	0	0	0	0	0	0	
	SubTotals:	14	4	10	1	0	1	15	4	11	
NATIVE AMERICAN	0-12	0	0	0	0	0	0	0	0	0	
	13-19	0	0	0	0	0	0	0	0	0	
	20-24	0	0	0	0	0	0	0	0	0	
	25-34	0	0	0	0	0	0	0	0	0	
	35-44	0	0	0	0	0	0	0	0	0	
	45-54	0	0	0	0	0	0	0	0	0	
	55-64	1	0	1	0	0	0	1	0	1	
	65+	1	0	1	0	0	0	1	0	1	
	SubTotals:	2	0	2	0	0	0	2	0	2	
PAC.ISLND/HAWAII	0-12	0	0	0	0	0	0	0	0	0	
	13-19	0	0	0	0	0	0	0	0	0	
	20-24	0	0	0	0	0	0	0	0	0	
	25-34	1	0	1	0	0	0	1	0	1	
	35-44	0	0	0	0	0	0	0	0	0	
	45-54	0	0	0	0	0	0	0	0	0	
	55-64	0	0	0	0	0	0	0	0	0	
	65+	0	0	0	0	0	0	0	0	0	
	SubTotals:	1	0	1	0	0	0	1	0	1	

WHITE	0-12	0	0	0	0	0	0	0	0	0
	13-19	2	2	0	0	0	0	2	2	0
	20-24	40	35	5	4	3	1	44	38	6
	25-34	101	78	23	22	19	3	123	97	26
	35-44	59	41	18	22	16	6	81	57	24
	45-54	45	30	15	11	6	5	56	36	20
	55-64	31	13	18	10	8	2	41	21	20
	65+	4	2	2	1	1	0	5	3	2
	SubTotals:	282	201	81	70	53	17	352	254	98
ALL RACES	0-12	0	0	0	0	0	0	0	0	0
	13-19	6	2	4	0	0	0	6	2	4
	20-24	82	35	47	11	4	7	93	39	54
	25-34	300	83	217	74	19	55	374	102	272
	35-44	142	46	96	101	19	82	243	65	178
	45-54	79	30	49	47	6	41	126	36	90
	55-64	39	13	26	20	8	12	59	21	38
	65+	7	2	5	2	1	1	9	3	6
	SubTotals:	655	211	444	255	57	198	910	268	642

Clients Served This Period

Unduplicated clients.	910
Client visits: ³	5231
Spanish speaking (primary language at home) clients served.	137
Deaf/hard of hearing clients served:	3
Blind/sight impaired clients served.	2
Homeless clients served:	79
Transgender M to F clients served:	28
Transgender F to M clients served:	1
Clients served this period who live w/in Harris County:	853
Clients served this period who live outside Harris County:	57
Active substance abuse clients served:	8
Active psychiatric illness clients served:	7

Methods of Exposure (not mutually exclusive)

Perinatal Transmission	16
Hemophilia Coagulation	0
Transfusion	6
Heterosexual Contact	315
MSM (not IDU)	494
IV Drug Use (not MSM)	10
MSM/IDU	3
Multiple Exposure Categories	13
Other risk	75
<u>Multi-Race Breakdown</u>	
BLK.HWN.WHT	1
BLK.NTV	4
BLK.NTV.WHT	1
BLK.WHT	7
NTV.ASN	1
NTV.WHT	1

FOOTNOTES

¹ Visit = time spent per client per agency per service per day

² Age as of client in ax service date

³ If New Client = Yes is selected then clients were only included if they had no encounters (for the service, agency, and grant selected) in the twelve months prior to 3/1/2021; encounters (for the service, agency, and grant selected) may or may not have occurred prior to 03/01/20.

[4] Contracts, Subcats, Service Performer, Grants, MAI ignored for SURTypes (Bus Voucher, Ride Share, Ending The Epidemic)

Request for Service Category Increase
Ryan White Part A and MAI

A. Name of Agency (not provided to RWPC)	Adult Comprehensive Primary Care Targeting Urban					Control No. 3
B. Contract Number (not provided to RWPC)	Part A: <input checked="" type="checkbox"/> or MAI: <input type="checkbox"/>					
C. Service Category Title (per RFP)	April:	August:	Oct: <input checked="" type="checkbox"/>	Final Qtr:		
D. Request for Increase under (check one): Request Period (check one):	\$255,675.00					
E. Amount of additional funding Requested:						
F. Unit of Service: (list only those units and disbursements where an increase is requested)	a. Number of units in current contract:	b. Cost/unit	c. Number of additional units requested:	d. Total: (b x c)		
1. INFECT/PHEXT/OBGYN	3337	\$275.00	551	\$151,525.00		
2. Nutritional Assessment	141	\$150.00	326	\$48,900.00		
3. Psychiatry	893	\$130.00	425	\$55,250.00		
4.				\$0.00		
5.				\$0.00		
6.				\$0.00		
7.				\$0.00		
8. Disbursements (list current amount in column a and requested amount in column c.)	N/A			\$0.00		
9. Total additional funding (must match E. above):				\$255,675.00		
G. Number of new/additional clients to be served with requested increase.	100					
H. Number of clients served under current contract - Agencies must use the CPCDMS to document numbers served. De-identified CPCDMS-generated reports will be provided to the RWPC by RWGA.	a. Number of clients served per CPCDMS	b. Percent AA (non-Hispanic)	c. Percent White (non-Hispanic)	d. Percent Hispanic (all races)	e. Percent Male	f. Percent Female
1. Number of clients that received this service under Part A (or MAI) in FY 2021.* (March 1, 2021 - February 28, 2022) *If agency was funded for service under Part A (or MAI) in FY 2020 - if not, mark these cells as "NA"	2599	61% Raw# (1579 / 2599)	8% Raw# (208 / 2599)	29% Raw# (746 / 2599)	75% Raw# (1950 / 2599)	25% Raw# (649 / 2599)
2. Number of clients that have received this service under Part A (or MAI) in FY 2021.						
a. April Request Period = Not Applicable	2085	60% Raw# (1256 / 2085)	8% Raw# (160 / 2085)	29% Raw# (611 / 2085)	74% Raw# (1553 / 2085)	26% Raw# (532 / 2085)
b. July Request Period = 03/01/22 - 06/30/22						
c. October Request Period = 03/01/22 - 09/30/22						
d. 4th Qtr. Request Period = 03/01/22 - 11/30/22						

Request for Service Category Increase
Ryan White Part A and MAI

I.	<p>Additional Information Provided by Requesting Agency (subject to audit by RWGA). Answer all questions that are applicable to agency's current situation.</p> <p>1. Length of waiting time (in weeks) for an appointment for a new client:</p> <p>2. Length of waiting time (in weeks) for an appointment for a current client:</p> <p>3. Number of clients on a "waiting list" for services (per Part A SOC):</p> <p>3 Number of clients unable to access services monthly (number unable to make an appointment) (per Part A SOC):</p>	<p>a. Enter Number of Weeks in this column</p> <p>1-2weeks</p> <p>1-1.5 weeks</p> <p>0</p> <p>0</p>	<p>b. How many Weeks will this be if full amount of request is received?</p> <p>0-1 week</p> <p>0 weeks</p> <p>-</p> <p>0</p>	<p>c. Comments (do not include agency name or identifying information):</p> <p>The demand for same-day appointments for new patients is rising steadily. Daily, newly diagnosed or out-of-care patients are linked to care, but we still have a limited number of same-day appointment spaces for new patients. Each month, we see an average of 20 to 25 new patients or return to care patients. With additional funding, we could lower new patient appointment wait times from the current 1-2 weeks to 0-1 week. We are currently holding \$402,107.15 in unbilled services that we are unable to bill for.</p> <p>With a funding increase, existing patients could be seen within the same week.</p> <p>There is currently no waiting list, as we have been able to continue scheduling all patients for requested appointments</p> <p>There are no clients who are unable to access services on a monthly basis.</p>
J.	<p>List all other sources and amounts of funding for similar services currently in place with agency:</p> <p>1. Ryan White Part A No Pay units 22GEN0593NP</p> <p>2.</p> <p>3.</p> <p>4.</p>	<p>a. Funding Source:</p> <p>RWGA</p>	<p>b. End Date of Contract:</p> <p>2/28/23</p>	<p>c. Amount</p> <p>\$402,107</p> <p>d. Comment (50 words or less):</p> <p>\$402,107.15 in no pay for services that have been delivered and cannot be billed for.</p>
K.	<p>Submit the following documentation at the same time as the request (budget narrative and fee-for-service budgets may be hard copy or fax):</p>			

**HARRIS COUNTY PUBLIC HEALTH AND ENVIRONMENTAL SERVICES - RWGA
SERVICE UTILIZATION REPORT**

[Agency]: [Grant]: RWI [Service]: ALL [Service Performer]: 0

Services performed between 3/1/21 and 2/28/22 Type Encounter

[Age Group]: AgeGrp1 (expanded) [Include/Exclude SubCats]: INCLUDE

[Contract 1]: Sub Cats 1]: All [Contract 2]: [Sub Cats 2]: All

[Contract 3]: [Sub Cats 3]: All

[Contract 4]: [Sub Cats 4]: All [Contract 5]: [Sub Cats 5]: All

[MAI]: ALL [ShowDetail]: False [Registration Type]: ALL [NewClientsOnly]: No

#3

RACE	AGE²	BIRTH GENDER								
		MALE			FEMALE			BOTH GENDERS		
		Hispanic	Non-Hisp		Hispanic	Non-Hisp		Hispanic	Non-Hisp	
AFRICAN AMERICAN	0-12	0	0	0	0	0	0	0	0	0
	13-19	6	0	6	2	2	0	8	2	6
	20-24	73	5	68	10	0	10	83	5	78
	25-34	453	17	436	88	5	83	541	22	519
	35-44	292	10	282	148	4	144	440	14	426
	45-54	175	5	170	143	4	139	318	9	309
	55-64	127	1	126	78	1	77	205	2	203
	65+	23	1	22	16	0	16	39	1	38
	SubTotals:	1,149	39	1,110	485	16	469	1,634	55	1,579
ASIAN	0-12	0	0	0	0	0	0	0	0	0
	13-19	0	0	0	0	0	0	0	0	0
	20-24	0	0	0	0	0	0	0	0	0
	25-34	10	0	10	1	0	1	11	0	11
	35-44	5	0	5	3	0	3	8	0	8
	45-54	8	0	8	1	0	1	9	0	9
	55-64	3	0	3	0	0	0	3	0	3
	65+	0	0	0	0	0	0	0	0	0
	SubTotals:	26	0	26	5	0	5	31	0	31
MULTI-RACE	0-12	0	0	0	0	0	0	0	0	0
	13-19	0	0	0	0	0	0	0	0	0
	20-24	2	0	2	0	0	0	2	0	2
	25-34	7	2	5	3	0	3	10	2	8
	35-44	5	1	4	2	0	2	7	1	6
	45-54	3	0	3	2	1	1	5	1	4
	55-64	4	1	3	0	0	0	4	1	3
	65+	0	0	0	0	0	0	0	0	0
	SubTotals:	21	4	17	7	1	6	28	5	23
NATIVE AMERICAN	0-12	0	0	0	0	0	0	0	0	0
	13-19	0	0	0	0	0	0	0	0	0
	20-24	0	0	0	0	0	0	0	0	0
	25-34	3	0	3	1	0	1	4	0	4
	35-44	2	0	2	1	0	1	3	0	3
	45-54	0	0	0	0	0	0	0	0	0
	55-64	0	0	0	1	0	1	1	0	1
	65+	0	0	0	0	0	0	0	0	0
	SubTotals:	5	0	5	3	0	3	8	0	8
PAC.ISLND/HAWAII	0-12	0	0	0	0	0	0	0	0	0
	13-19	0	0	0	0	0	0	0	0	0

RACE	AGE ²	BIRTH GENDER									
		MALE			FEMALE			BOTH GENDERS			
		Hispanic	Non-Hisp		Hispanic	Non-Hisp		Hispanic	Non-Hisp		
PAC.ISLND/HAWAII	20-24	0	0	0	0	0	0	0	0	0	0
	25-34	0	0	0	0	0	0	0	0	0	0
	35-44	0	0	0	0	0	0	0	0	0	0
	45-54	1	0	1	0	0	0	1	0	1	1
	55-64	0	0	0	1	0	1	1	0	1	1
	65+	1	0	1	1	0	1	2	0	2	2
	SubTotals:	2	0	2	2	0	2	4	0	4	4
WHITE	0-12	0	0	0	0	0	0	0	0	0	0
	13-19	1	1	0	0	0	0	1	1	0	0
	20-24	46	42	4	4	1	3	50	43	7	7
	25-34	228	186	42	23	18	5	251	204	47	47
	35-44	237	191	46	47	37	10	284	228	56	56
	45-54	135	101	34	41	28	13	176	129	47	47
	55-64	86	52	34	25	17	8	111	69	42	42
	65+	14	8	6	7	4	3	21	12	9	9
	SubTotals:	747	581	166	147	105	42	894	686	208	208
ALL RACES	0-12	0	0	0	0	0	0	0	0	0	0
	13-19	7	1	6	2	2	0	9	3	6	6
	20-24	121	47	74	14	1	13	135	48	87	87
	25-34	701	205	496	116	23	93	817	228	589	589
	35-44	541	202	339	201	41	160	742	243	499	499
	45-54	322	106	216	187	33	154	509	139	370	370
	55-64	220	54	166	105	18	87	325	72	253	253
	65+	38	9	29	24	4	20	62	13	49	49
	SubTotals:	1,950	624	1,326	649	122	527	2,599	746	1,853	1,853

Clients Served This Period

Unduplicated clients:	2599
Client visits: ³	13832
Spanish speaking (primary language at home) clients served:	441
Deaf/hard of hearing clients served:	11
Blind/sight impaired clients served:	10
Homeless clients served:	158
Transgender M to F clients served:	50
Transgender F to M clients served:	0
Clients served this period who live w/in Harris County:	2498
Clients served this period who live outside Harris County:	101
Active substance abuse clients served:	15
Active psychiatric illness clients served:	41

Methods of Exposure (not mutually exclusive)

Perinatal Transmission	21
Hemophilia Coagulation	1
Transfusion	18
Heterosexual Contact	989
MSM (not IDU)	1296
IV Drug Use (not MSM)	26
MSM/IDU	5
Multiple Exposure Categories	101
Other risk	321

Multi-Race Breakdown

ASN,WHT	2
BLK,ASN	2
BLK,NTV	13
BLK,WHT	8
NTV,WHT	3

**HARRIS COUNTY PUBLIC HEALTH AND ENVIRONMENTAL SERVICES - RWGA
SERVICE UTILIZATION REPORT**

[Agency]: [Grant]: All [Service]: ALL [Service Performer]: 0
Services performed between 3/1/22 and 9/30/22 ' Type Encounter

#3

[Age Group]: AgeGrp1 (expanded) [Include/Exclude SubCats]: INCLUDE

[Contract 1]: [Sub Cats 1]: All [Contract 2]: [Sub Cats 2]: All

[Contract 3]: [Sub Cats 3]: All

[Contract 4]: [Sub Cats 4]: All [Contract 5]: [Sub Cats 5]: All

[MAI]: ALL [ShowDetail]: False [Registration Type]: ALL [NewClientsOnly]: No

RACE	AGE ²	BIRTH GENDER									
		MALE			FEMALE			BOTH GENDERS			
		Hispanic	Non-Hisp		Hispanic	Non-Hisp		Hispanic	Non-Hisp		
AFRICAN AMERICAN	0-12	0	0	0	0	0	0	0	0	0	0
	13-19	2	0	2	2	2	0	4	2	2	
	20-24	46	2	44	8	0	8	54	2	52	
	25-34	348	12	336	69	5	64	417	17	400	
	35-44	238	8	230	114	2	112	352	10	342	
	45-54	139	5	134	128	3	125	267	8	259	
	55-64	97	2	95	64	1	63	161	3	158	
	65+	27	1	26	17	0	17	44	1	43	
	SubTotals:	897	30	867	402	13	389	1,299	43	1,256	
ASIAN	0-12	0	0	0	0	0	0	0	0	0	
	13-19	0	0	0	0	0	0	0	0	0	
	20-24	0	0	0	0	0	0	0	0	0	
	25-34	9	0	9	0	0	0	9	0	9	
	35-44	5	0	5	3	0	3	8	0	8	
	45-54	4	0	4	0	0	0	4	0	4	
	55-64	5	0	5	0	0	0	5	0	5	
	65+	0	0	0	1	0	1	1	0	1	
	SubTotals:	23	0	23	4	0	4	27	0	27	
MULTI-RACE	0-12	0	0	0	0	0	0	0	0	0	
	13-19	1	0	1	0	0	0	1	0	1	
	20-24	0	0	0	0	0	0	0	0	0	
	25-34	6	2	4	4	0	4	10	2	8	
	35-44	4	0	4	1	0	1	5	0	5	
	45-54	2	0	2	2	1	1	4	1	3	
	55-64	4	1	3	0	0	0	4	1	3	
	65+	0	0	0	0	0	0	0	0	0	
	SubTotals:	17	3	14	7	1	6	24	4	20	
NATIVE AMERICAN	0-12	0	0	0	0	0	0	0	0	0	
	13-19	0	0	0	0	0	0	0	0	0	
	20-24	0	0	0	0	0	0	0	0	0	
	25-34	3	0	3	1	0	1	4	0	4	
	35-44	3	1	2	1	0	1	4	1	3	
	45-54	1	0	1	0	0	0	1	0	1	
	55-64	0	0	0	1	0	1	1	0	1	
	65+	0	0	0	0	0	0	0	0	0	
	SubTotals:	7	1	6	3	0	3	10	1	9	
PAC.ISLND/HAWAII	0-12	0	0	0	0	0	0	0	0	0	
	13-19	0	0	0	0	0	0	0	0	0	

RACE	AGE ²	BIRTH GENDER								
		MALE			FEMALE			BOTH GENDERS		
		Hispanic	Non-Hisp		Hispanic	Non-Hisp		Hispanic	Non-Hisp	
PAC.ISLND/HAWAII	20-24	0	0	0	0	0	0	0	0	0
	25-34	0	0	0	0	0	0	0	0	0
	35-44	0	0	0	0	0	0	0	0	0
	45-54	0	0	0	0	0	0	0	0	0
	55-64	0	0	0	0	0	0	0	0	0
	65+	1	0	1	1	0	1	2	0	2
	SubTotals:	1	0	1	1	0	1	2	0	2
WHITE	0-12	0	0	0	0	0	0	0	0	0
	13-19	0	0	0	0	0	0	0	0	0
	20-24	36	32	4	1	0	1	37	32	5
	25-34	198	168	30	15	11	4	213	179	34
	35-44	186	156	30	38	29	9	224	185	39
	45-54	110	82	28	40	26	14	150	108	42
	55-64	71	44	27	16	11	5	87	55	32
	65+	7	3	4	5	1	4	12	4	8
	SubTotals:	608	485	123	115	78	37	723	563	160
ALL RACES	0-12	0	0	0	0	0	0	0	0	0
	13-19	3	0	3	2	2	0	5	2	3
	20-24	82	34	48	9	0	9	91	34	57
	25-34	564	182	382	89	16	73	653	198	455
	35-44	436	165	271	157	31	126	593	196	397
	45-54	256	87	169	170	30	140	426	117	309
	55-64	177	47	130	81	12	69	258	59	199
	65+	35	4	31	24	1	23	59	5	54
	SubTotals:	1,533	519	1,034	532	92	440	2,085	611	1,474

Clients Served This Period

Unduplicated clients:	2085
Client visits: ³	6713
Spanish speaking (primary language at home) clients served:	383
Deaf/hard of hearing clients served:	7
Blind/sight impaired clients served:	7
Homeless clients served:	114
Transgender M to F clients served:	44
Transgender F to M clients served:	0
Clients served this period who live w/in Harris County:	2058
Clients served this period who live outside Harris County:	27
Active substance abuse clients served:	17
Active psychiatric illness clients served:	29

Methods of Exposure (not mutually exclusive)

Perinatal Transmission	16
Hemophilia Coagulation	1
Transfusion	13
Heterosexual Contact	762
MSM (not IDU)	1033
IV Drug Use (not MSM)	20
MSM/IDU	4
Multiple Exposure Categories	72
Other risk	265
<u>Multi-Race Breakdown</u>	
ASN,WHT	2
BLK,HWN	1
BLK,NTV	9
BLK,WHT	8
NTV,WHT	4

Operations Committee Report

Members Eligible to Run for Chair of the 2023 Ryan White Planning Council

(as of 10-17-22)

According to Council Policy 500.01 regarding election of officers: “Ryan White Part A, B and State Services funded providers/employees/subcontractors/Board Members and/or employees/subcontractors of the Grantees for these entities shall not be eligible to run for office of Chair of the Ryan White Planning Council. Candidates will have served as an appointed member of the RWPC for the preceding twelve (12) months and, if needed, have been reappointed by the CEO. One of the three officers must be a self-identified HIV positive person. “Nominations for all three positions: Council Chair, Vice Chair and Secretary, must be submitted to the Director of the Office of Support before the end of the November Steering Committee or at the December Council meeting, which is the day of the election.

Eligible To Run for Chair (* must be reappointed):

Not Eligible To Run for Chair

Veronica Ardoin*	Kevin Aloysius (Legacy Community Health)
Rosalind Belcher	Melody Barr (City of Houston)
Skeet Boyle*	Dawn Jenkins-conflicted (Harris Health System)
Titan Capri	Daphne Jones-conflicted (City of Houston)
Johanna Castillo*	Matilda Padilla*-conflicted (AIDS Healthcare Foundation)
Tony Crawford*	Shital Patel*-conflicted (Harris Health System)
Bobby Cruz	Oscar Perez -conflicted (Avenue 360)
Ronnie Galley	Faye Robinson-conflicted (City of Houston)
Peta-gay Ledbetter	Imran Shaikh*-conflicted (City of Houston)*
Cecilia Ligons	Steven Vargas (contractor for Proyecto VIDA with the Office of Support)
Roxane May	
Holly Renee McLean*	
Josh Mica*	
Rodney Mills	
Diana Morgan*	
Tana Pradia	
Paul Richards*	
Pete Rodriguez*	
Evelio Salinas Escamilla	
Robert Sliepka*	
Crystal Starr*	
Bruce Turner	
Andrew Wilson	

SLATE OF NOMINEES

As of Thursday, October 20, 2022, the following people have been nominated and accepted the nomination to run for an officer position on the 2023 Ryan White Planning Council:

Chair:

Crystal Starr

Vice Chair:

Skeet Boyle

Secretary:

Josh Mica